

Models 6779, 6780, 6781, 6782 BNC(m)/F(f), BNC(f)/F(f), BNC(f)/F(m), BNC(m)/F(m), 75 Ω



Model 6779 BNC (M) / F (F), 75 Ω



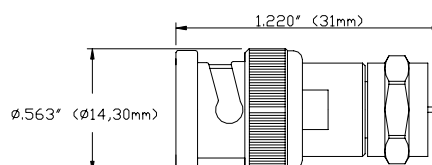
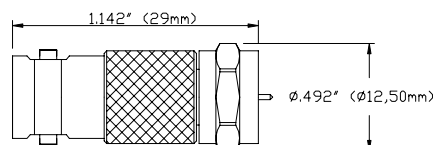
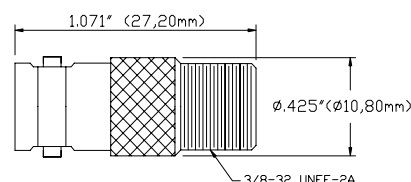
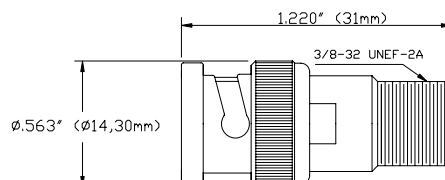
Model 6780 BNC (F) / F (F), 75 Ω



Model 6781 BNC (F) / F (M), 75 Ω



Model 6782 BNC (M) / F (M), 75 Ω



Features

- True 75 Ω BNC adapters.
- Easily adapt F-Connectors to BNC.
- Gold-plated (15 micro-inches) contacts.
- BNC insulation material is PTFE (**not delrin**).

Materials

- Body is made of machined brass with tarnish resistant nickel-plating.
- Female BNC center contact: Gold-plated, heat-treated beryllium copper.
- Male BNC center pin contacts are gold-plated (15 micro-inches) brass.
- Body made from precision machined high quality brass (not die cast).
- High quality machined PTFE dielectric.

Specifications

Nominal impedance	75 Ω
Frequency	0-1.5 GHz
VSWR	1.50 max.
Center / Outer contact resistance	1.5 / 1.0 mΩ
Number of insertions	500
Dielectric withstand voltage	1500 Vrms
Ratings: Voltage: 500 Vrms Operating Temperature: -40 °F to +149 °F (-40 °C to +65 °C) Max.	

Ordering Information

Model 6779, 6780, 6781, 6782

USA: Sales: 800-490-2361
Technical Support: technicalsupport@pomona-test.com
Fax: 425-446-5844
Europe: 31-(0) 40 2675 150 **International:** 425-446-5500
Where to Buy: www.pomonaelectronics.com

All dimensions are in inches. Tolerances (except noted): .xx = ±.02" (.51 mm), .xxx = ±.005" (.127 mm). All specifications are to the latest revisions. Specifications are subject to change without notice. Registered trademarks are the property of their respective companies.