


## General Purpose Oscilloscope Probes



### FEATURES:

- ✓ Passive Oscilloscope probes feature a one piece (monolithic) design for robust probe life.
- ✓ Probe bandwidth ratings are specified as a system bandwidth. System bandwidth includes both probe and oscilloscope together as a system. The result is a probe frequency response that can essentially be considered transparent.
- ✓ For ease of use, Readout Actuator for probe attenuation sensing and a Ground Reference switch are featured on some probe models.
- ✓ Full set of accessories are included with each probe.
- ✓ All probes meets IEC1010-2-031, 300V, CAT I



Model 4550B

*To determine the correct probe, select the probe that matches the frequency bandwidth of the oscilloscope. For example, if your oscilloscope has a bandwidth of 100 MHz., select a model that matches the frequency in the "System Bandwidth" column (i.e. 5795A).*

Model	Probe Ratio	Maximum Input Voltage CAT I <sup>1</sup>	System Bandwidth MHz (-3 dB)	System Risettime (ns)	Probe Input Resistance (M Ohms)	Probe Input Capacitance (pF)	Compensation Range (pF)	Readout Actuator <sup>4</sup>	Cable Length (meters)
5800A	1:1	300 <sup>2</sup>	Up to 30 <sup>3</sup>	< 11.66 <sup>3</sup>	1	< 57 + O-Scope	NA	No	1.2
6265	10:1	300	60	< 5.83	10	< 10.5	10 - 60	No	1.2
6266 <sup>5</sup>	1:1 10:1	300 <sup>2</sup> 300	Up to 20 <sup>3</sup> 60	< 17.5 <sup>3</sup> < 5.83	1 10	< 65 + O-Scope < 11	NA 10 - 60	No	1.2
5795A	10:1	300	100	< 3.50	10	< 9.5	10 - 60	No	1.2
4550B <sup>5</sup>	1:1 10:1	300 <sup>2</sup> 300	Up to 15 <sup>3</sup> 100	< 23.33 <sup>3</sup> < 3.50	1 10	< 64 + O-Scope < 10.5	NA 10 - 60	No	1.2
6049A	10:1	300	150	< 2.33	10	< 10.5	10 - 30	No	1.2
6101A	10:1	300	150	< 2.33	10	< 10.5	10 - 30	Yes	1.2
SP150B <sup>5</sup>	1:1 10:1	300 <sup>2</sup> 300	Up to 15 <sup>3</sup> 150	< 23.33 <sup>3</sup> < 3.33	1 10	< 50+ O-Scope < 15	NA 10 - 60	No	1.2
5803A	10:1	300	200	< 1.75	10	< 10	10 - 60	No	1.2
5806A <sup>5</sup>	1:1 10:1	300 <sup>2</sup> 300	Up to 20 <sup>3</sup> 200	< 17.5 <sup>3</sup> < 1.75	1 10	< 77 + O-Scope < 11.5	NA 10 - 60	No	1.2
5827A	100: 1	300	200	< 1.75	10	< 5.5	15 - 50	No	2.0
6069A	10:1	300	250	< 1.40	10	< 10	10 - 30	No	1.2
6102A	10:1	300	250	< 1.40	10	< 10	10 - 30	Yes	1.2
5809A	10:1	300	300	< 1.17	10	< 17	10 - 60	No	1.2
5812A	10:1	300	300	< 1.17	10	< 17	10 - 60	Yes	1.2

All dimensions are in inches. Tolerances (except noted): .xx = ±.02" (.51 mm), .xxx = ±.005" (.127 mm).

All specifications are to the latest revisions. Specifications are subject to change without notice.

Registered trademarks are the property of their respective companies.

Sales: 800-490-2361 Fax: 888-403-3360 Technical Support: 800-241-2060 ([technicalsupport@pomonatest.com](mailto:technicalsupport@pomonatest.com))

For "Where to Buy" information, visit the Pomona web site at [www.pomonaelectronics.com](http://www.pomonaelectronics.com)

<sup>1</sup> Maximum voltage allowed on the low connection including shell and housing must not exceed 30V.

<sup>2</sup> Maximum input voltages are depended on the oscilloscope input characteristics; take the lesser of the two specifications.

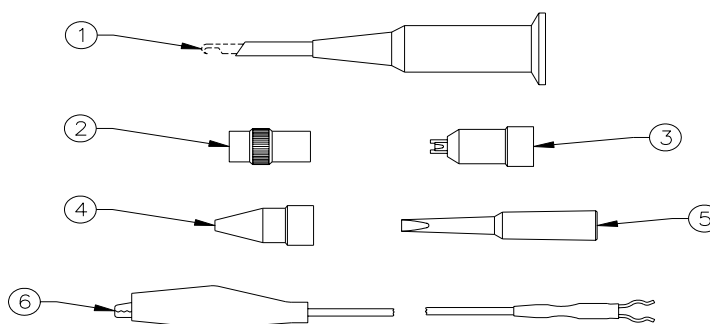
<sup>3</sup> Depended on oscilloscope input characteristics (measurement based on 1MOhm, 20 pF input).

<sup>4</sup> Any oscilloscope that uses the Tektronix® style range actuator.


<sup>5</sup> Probes are switchable between 1:1 and 10:1 range.

#### Probes Includes:

- 1) Retractable Hook Tip
- 2) BNC Adapter
- 3) IC Adapter
- 4) Insulating Tip
- 5) Trimmer Tool
- 6) 6" Ground Lead with Alligator Clip



#### Accessories:

Replacement Accessory Kit: <b>6267</b>	Oscilloscope Probe Tip Adapter Model: <b>6443</b>	Pomona adapters with .025" (.635mm) pins	
<b>Kit includes:</b> Retractable Hook Tip BNC Adapter IC Adapter Insulating Tip Trimmer Tool 6" Ground Lead with Alligator Clip	 <p>This adapter provides an easy, fast, and reliable way to connect your oscilloscope probe to IC test adapters, test clips and grabbers using .025" (0,635mm) connection pins.</p>	5360	6442
		5790	6444
		6311	All "IC" test clips
		6312	
		6313	
		6351	
		6352	
		6353	
		6490	

All dimensions are in inches. Tolerances (except noted): .xx = ±.02" (.51 mm), .xxx = ±.005" (.127 mm).

All specifications are to the latest revisions. Specifications are subject to change without notice.

Registered trademarks are the property of their respective companies.

Sales: 800-490-2361 Fax: 888-403-3360 Technical Support: 800-241-2060 (technicalsupport@pomonatest.com)

For "Where to Buy" information, visit the Pomona web site at [www.pomonaelectronics.com](http://www.pomonaelectronics.com)