



PEWA
Messtechnik GmbH

Weidenweg 21
58239 Schwerte

Tel.: 02304-96109-0
Fax: 02304-96109-88
E-Mail: info@pewa.de
Homepage : www.pewa.de

Instruction Manual

Checktemp

**Pocket-sized
Thermometers
with Cal-Check®**



SPECIFICATIONS

Range -50.0 to 150.0°C
-58.0 to 302.0°F

Resolution 0.1°C / 0.1°F

Accuracy ±0.3°C (-20 to 90°C)
±0.5°C (outside)
±0.5°F (-4 to 194°F)
±1°F (outside)

Typical EMC Deviation
±0.3°C / ±0.5°F

Environment 0 to 50°C (32 to 122°F);
RH max 95%

Battery Type 1 x 1.5V alkaline

Battery Life approx. 3000 hours
of continuous use

Dimensions 66 x 50 x 25 mm
(2.6 x 2 x 1")

Weight 50 g (1.8 oz.)

Recommendations for Users

Before using this product, make sure that it is entirely suitable for the environment in which it is used. Operation of this instrument in residential areas could cause unacceptable interferences to radio and TV equipment. Any variation introduced by the user to the supplied equipment may degrade the instrument's EMC performance. To avoid electrical shock, do not use these instruments when voltages at the measurement surface exceed 24 VAC or 60 VDC. To avoid damages or burns, do not perform any measurement in microwave ovens.

AVAILABLE MODELS

HI 98501 Checktemp.C (°C reading)
and **HI 98502 Checktemp.F** (°F reading)
are provided with a stainless-steel penetration probe.

HI 98505 Checktemp.LC (°C reading)
and **HI 98502 Checktemp.LF** (°F reading)
are provided with a stainless-steel probe for liquid measurement.

WARRANTY

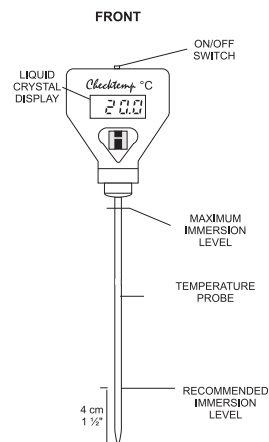
This meter is warranted for one year against defects in workmanship and materials when used for its intended purpose and maintained according to instructions.

This warranty is limited to repair or replacement free of charge. Damages due to accident, misuse, tampering or lack of prescribed maintenance are not covered.

If service is required, contact the dealer from whom you purchased the instrument. If under warranty, report the model number, date of purchase, serial number and the nature of the failure. If the repair is not covered by the warranty, you will be notified of the charges incurred.

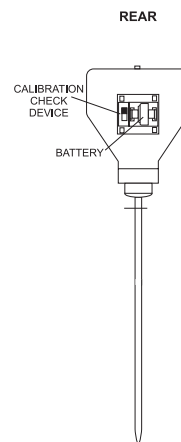
If the instrument is to be returned to Hanna Instruments, first obtain a Returned Goods Authorization Number from the Customer Service department and then send it with shipment costs prepaid.

When shipping any instrument, make sure it is properly packaged for complete protection.



OPERATION

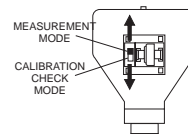
- Turn the meter ON.
- Dip the probe into the sample to be measured. An immersion level of 4 cm (1 1/2") is recommended. **Do NOT immerse above the connector.**
- Wait for a few seconds for the display to stabilize.
- When not in use, switch the meter OFF.



- Variations in readings or fading display can indicate a weak battery.

CALIBRATION CHECK®

Open the battery cover and slide down the Cal-Check® switch.



The display should show $0.0^{\circ}\text{C} \pm 0.3^{\circ}\text{C}$ or $32^{\circ}\text{F} \pm 0.5^{\circ}\text{F}$. This assures the user that the reading is reliable and accurate.

Contact your dealer or the nearest Hanna Service Center for recalibration, if necessary.

Slide the Cal-Check® switch back up and close the battery cover. The meter returns to measurement mode.

BATTERY REPLACEMENT

When the thermometer can not be switched on or the display fades, open the battery compartment (see picture) and replace the 1.5V battery, while paying attention to its polarity.

Reattach the battery cover.

Battery should only be replaced in a safe area using the battery type specified in this instruction sheet.

