

10 : 1 Probe HZ010 (with auto attenuation ID)



Specifications

Attenuation ratio:	10 : 1
Bandwidth:	250 MHz
Rise time:	<1.4 ns
Input impedance:	10 MΩ 15pF
Max. Input voltage:	600 V (DC + peak AC) CAT II
LF compensation:	1
HF compensation:	2
Cable length:	approx. 1.20 m

How to use

Change of probe tip

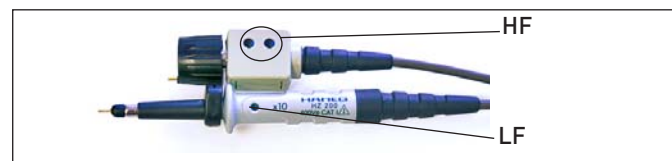
Unscrew the probe tip and replace with new item supplied.

Probe Adjustment 1 kHz


Connect probe to a 1 kHz square wave signal. Adjust LF compensation trimmer for optimum square wave response.

Probe Adjustment 1 MHz

Connect probe to a 1 MHz square wave signal. Adjust HF compensation trimmer(s) for optimum square wave response.

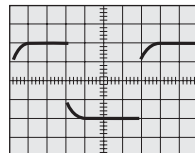


Included in delivery

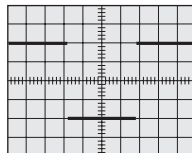


- | | |
|--------------------|-----------------------|
| 1 Probe | 5 IC Insulating cap |
| 2 Ground lead | 6 Identification tags |
| 3 Retractable hook | 7 Protection cap |
| 4 Adjustment tool | |

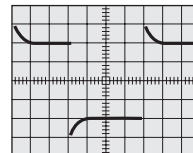
1 kHz Signal
incorrect



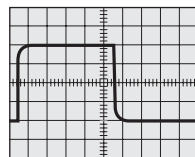
LF
correct



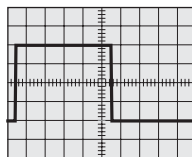
incorrect



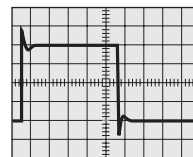
1 MHz Signal
incorrect



HF
correct



incorrect

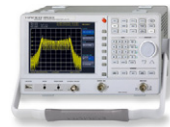


HAMEG[®]
Instruments
A Rohde & Schwarz Company

Oscilloscopes



Spectrum Analyzer



Power Supplies



Modular System
Series 8000



Programmable Instruments
Series 8100

