

5 kV and 10 kV TEST LEADS

Insulation Resistance Testers


Megger provide a range of lead sets and clips of different sizes and electrical characteristics for use with Megger 5 kV and 10 kV insulation resistance testers, enabling the user to choose the most applicable lead set for the work in hand. The design of the lead sets is intended to facilitate connection to a variety of de-energised systems for the purpose of making insulation resistance measurements. In all cases it is the responsibility of the user to employ safe working practices and verify that the system is safe before connection. Even isolated systems may exhibit significant capacitance which will become highly charged during the application of the insulation test. This charge can be lethal and connections, including the leads and clips, should never be touched during the test. The system must be safely discharged before touching connections.

These lead sets are suitable for use with all current Megger 5 kV and 10 kV insulation resistance testers except the BM11, BM15 and MJ15.

SAFETY WARNINGS

Safety Warning must be observed during use.

- The circuit under test must be switched off, de-energised, isolated and checked to be safe before insulation test connections are made. Make sure the circuit is not re-energised whilst the instrument is connected.
- Circuit connections must not be touched during an insulation test.
- After completing a test, capacitive circuits must be completely discharged before disconnecting the test leads. Capacitive charges can be lethal.
- Tested items should be firmly shorted out with a shorting link, after discharge, until required for use. This is to guard against any stored dielectric absorption charge subsequently being released thereby raising the voltage to potentially dangerous levels.
- Test leads, including crocodile clips, must be in good order, clean, dry and with no broken or cracked insulation.
- The leadset should not be used if any part of it is damaged.
- These accessories are not designed to provide full levels of safety isolation to the operator if touched. The required physical dimensions would render this impractical. Safe working practices must be used.




LARGE TEST CLIP


Part number: 6220-811
Dimensions: 220 (L) X 134 (closed) mm
Lead length: 3 m
Jaw opening: 34 mm diameter max
Number in set: 3
Double insulation rating: 5 kV d.c.
Basic insulation rating: 10 kV d.c.
CAT rating: 1000 V a.c. CAT IV

Application notes:

These clips are designed for clamping on larger diameter test pieces. The insulation is designed only to protect the user from the output of Megger 5 kV and 10 kV insulation resistance testers and systems below 1 kV to the category rating above. The clips **cannot** in any circumstance be relied on to protect the user from live systems above 1 kV a.c.

**MEDIUM TEST CLIP****Part number:** 6220-820**Dimensions:** 139 (L) X 73 (closed) mm**Lead length:** 3 mm**Jaw opening:** 34 mm diameter max**Number in set:** 3**Double insulation rating:** 3 kV d.c.**Basic insulation rating:** 6 kV d.c.**CAT rating:** 1000 V a.c. CAT IV**Application notes:**

These clips are designed for clamping on larger diameter test pieces but where space is at a premium. The insulation is designed only to protect the user from the output of Megger 5 kV and 10 kV (set below 6 kV) insulation resistance testers. The clips **cannot** in any circumstance be relied on to protect the user from live a.c. systems.

**COMPACT TEST CLIP****Part number:** 8101-181/182/183**Dimensions:** 58 (L) X 25 (closed) mm**Lead length:** 3 mm**Jaw opening:** 18 mm diameter max**Number in set:** 3**Double insulation rating:** None**Basic insulation rating:** None**CAT rating:** Not applicable**Application notes:**

These clips are designed for clamping on test pieces where access is limited. There is no insulation on these clips.

Extreme care **must** be taken to avoid electric shock when connecting/disconnecting due to the bare metallic clips.

**CONTROL CIRCUIT TEST SET****Part number:** 6220-822**Dimensions:** 58 (L) X 25 (closed) mm**Lead length:** 3 mm**Jaw opening:** 20 mm dia max (clip)**Number in set:** 2**Double insulation rating:** (Prod or clip) 1 kV d.c.**Application notes:**

These clips are designed for testing low voltage circuits with test voltages up to 1 kV. The insulation is designed only to protect the user from the output of Megger 5 kV and 10 kV insulation resistance testers set to a maximum output voltage of 1 kV.

Do not use this leadset at voltages above 1 kV.