STEINEL®
German Quality



i LN 1

↔	300 x 195 x 53 mm
	max. 11 W / 2G7
	230 - 240 V, 50 Hz
	20 - 200 Lux
	IP 54
	IK 07
	- 20°C / + 40°C

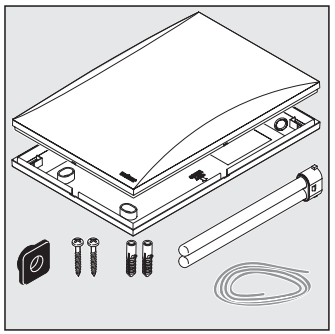

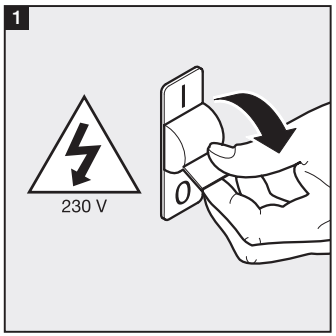

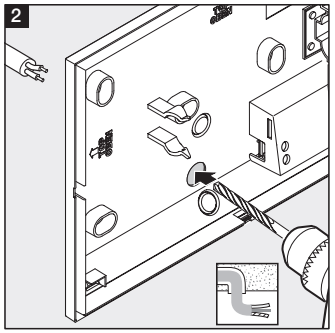

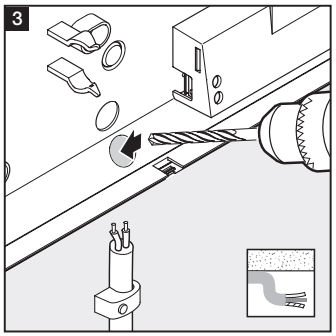

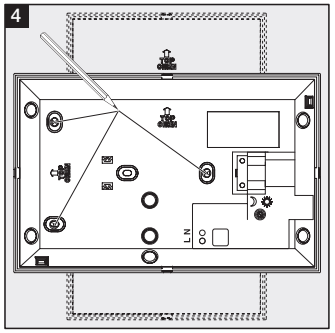

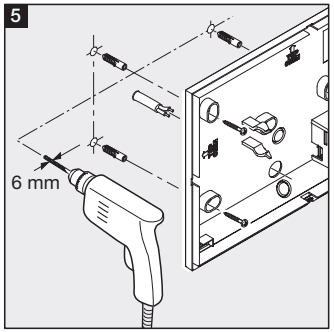

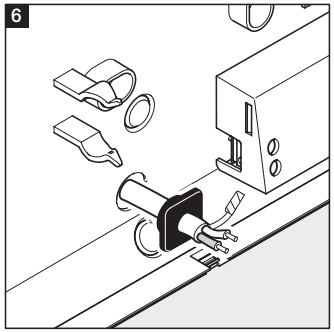

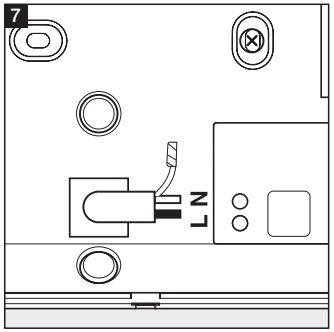

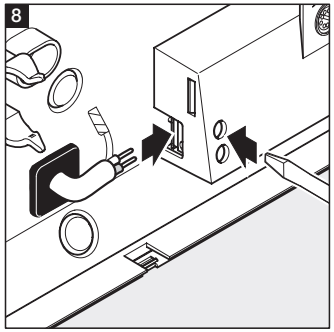

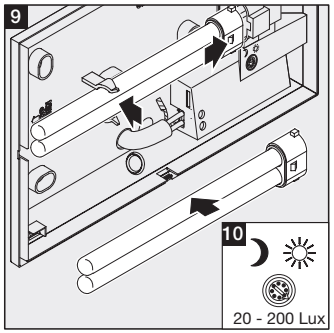

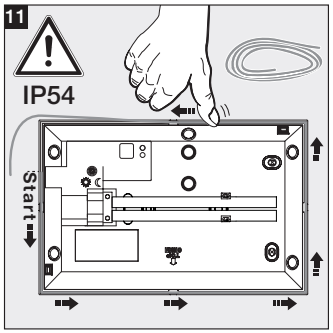

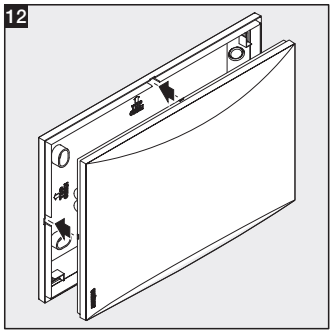



110014468 07/2010

DEUTSCH D

Das Prinzip
Diese Energiesparleuchte mit Night-Automatic registriert die Umgebungshelligkeit und schaltet bei einbrechender Dunkelheit das Licht automatisch ein und im Morgengrauen wieder aus. Ob Licht vor der Haustür, auf der Terasse oder am Carport geschaltet werden soll, überall ist die Leuchte schnell montiert und betriebsbereit. Die LN 1 verfügt über einen Blendschutz, um ein sofortiges Abschalten bei künstlicher Beleuchtung (z. B. Autoscheinwerfer/Taschenlampe) zu vermeiden. Die Zeitverzögerung beträgt ca. 1 Minute.

Sicherheitshinweise
- Bei der Montage muss die anzuschließende elektrische Leitung spannungsfrei sein. Daher als Erstes Strom abschalten und Spannungsfreiheit mit einem Spannungsprüfer überprüfen.
- Bei der Installation des Gerätes handelt es sich um eine Arbeit an der Netzspannung. Sie muss daher durch einen Fachmann nach den landesüblichen Installationsvorschriften und Anschlussbedingungen durchgeführt werden. (D- VDE 0100, A-ÖVE-ÖNORM E8001-1, CH-SEV 1000)
- nur Original-Ersatzteile verwenden
- Gerät nicht selbst zerlegen. Die Reparatur darf nur durch eine Fachwerkstatt durchgeführt werden.

Installation 1 – 12
Leuchte im Außenbereich installieren. Reagiert nur auf Tageslicht. An sehr dunklen Stellen schaltet die Leuchte nicht aus.
L = Stromführender Leiter (meistens schwarz oder braun)
N = Neutralleiter (meistens blau)
PE = eventueller Schutzleiter (grün/gelb)
Achtung: PE-Schutzleiter, falls vorhanden, mit Klebeband isolieren.

Funktion 10
Dämmerungseinstellung/Ansprechschwelle (Werkseinstellung: 200 Lux):
Stufenlos einstellbare Ansprechschwelle des Sensors von 20 – 200 Lux.
Einstellregler Rechtsanschlag = Dämmerungsbetrieb ca. 200 Lux.
Einstellregler auf Linksanschlag = Nachtbetrieb ca. 20 Lux.

Betriebsstörungen (Störung / Ursache ⇨ *Abhilfe*)
Ohne Spannung / Sicherung defekt, nicht eingeschaltet ⇨ *neue Sicherung, Netzschalter einschalten, Leitung mit Spannungsprüfer überprüfen.* **Leuchte schaltet nicht ein** / Umgebung noch zu hell ⇨ *warten bis Ansprechschwelle erreicht ist oder Wert neu einstellen* / Leuchtmittel defekt ⇨ *Leuchtmittel austauschen.* **Leuchte schaltet nicht aus** / Umgebung noch nicht hell genug ⇨ *warten bis Ansprechschwelle erreicht oder Wert neu einstellen.*

Konformitätserklärung
Das Produkt erfüllt die Niederspannungsrichtline 2006/95/EG, die EMV-Richtlinie 2004/108/EG, die RoHS-Richtlinie 2002/95/EG und die Vorschaltgeräte Richtlinie 2000/55/EG.

Funktionsgarantie
Dieses STEINEL-Produkt ist mit größter Sorgfalt hergestellt, funktions- und sicherheitsgeprüft nach geltenden Vorschriften und anschließend einer Stichprobenkontrolle unterzogen. Steinel übernimmt die Garantie für einwandfreie Beschaffenheit und Funktion. Die Garantiefrist beträgt 36 Monate (gilt nicht für das beiliegende Leuchtmittel) und beginnt mit dem Tag des Verkaufs an den Verbraucher. Wir beseitigen Mängel, die auf Material- oder Fabrikationsfehlern beruhen, die Garantieleistung erfolgt durch Instandsetzung oder Austausch mangelhafter Teile nach unserer Wahl. Eine Garantieleistung entfällt für Schäden an Verschleißteilen sowie für Schäden und Mängel, die durch unsachgemäße Behandlung oder Wartung auftreten. Weitergehende Folgeschäden an fremden Gegenständen sind ausgeschlossen. Die Garantie wird nur gewährt, wenn das unzerlegte Gerät mit kurzer Fehlerbeschreibung, Kassenbon oder Rechnung (Kaufdatum und Händlerstempel), gut verpackt, an die zutreffende Servicestation eingesandt wird.

Service:
Nach Ablauf der Garantiezeit oder Mängeln ohne Garantieanspruch repariert unser Werkservice. Bitte das Produkt gut verpackt an die nächste Servicestation senden.
Das 11 W Leuchtmittel erhalten Sie als Ersatzteil im Elektrofachhandel, im Baumarkt oder über STEINEL.

PEWA GROUP
K&S Elektronik
MB-electronic
PEWA
Messtechnik GmbH
Weidenweg 21
58239 Schwerte
Tel.: 02304-96109-0
Fax: 02304-96109-88
E-Mail: info@pewa.de
Homepage : www.pewa .de

STEINEL® German Quality
STEINEL® German Quality

STEINEL®
German Quality



i LN 1

↔	300 x 195 x 53 mm
	max. 11 W / 2G7
	230 - 240 V, 50 Hz
	20 - 200 Lux
	IP 54
	IK 07
	- 20°C / + 40°C

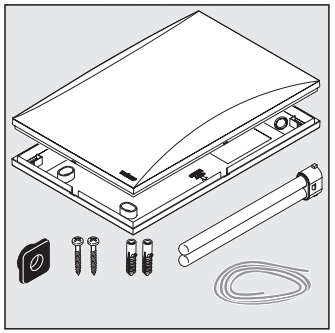

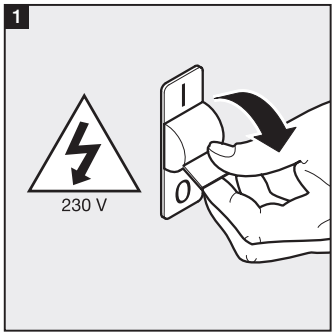

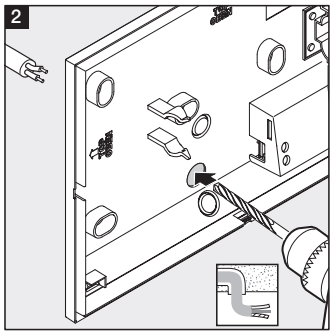

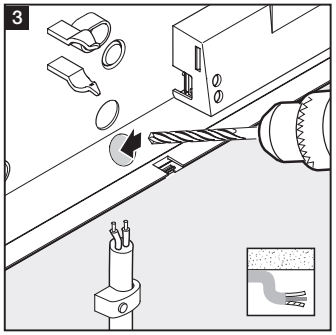

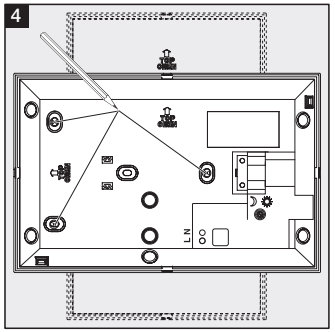

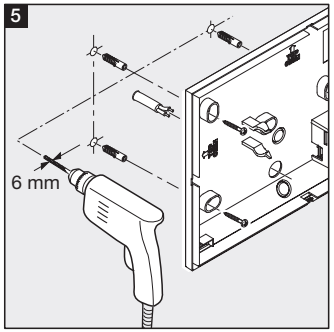

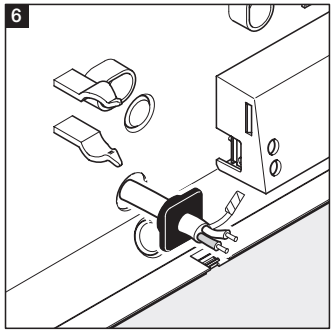

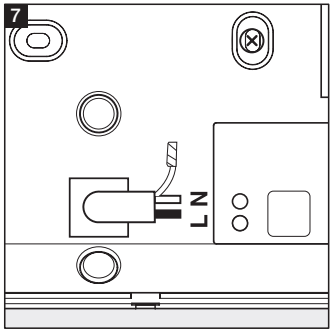

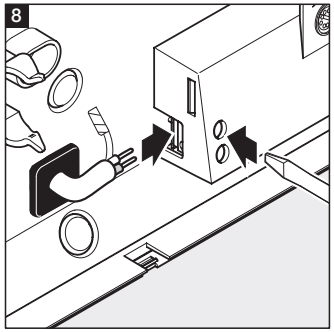

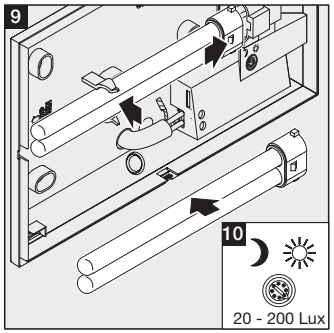

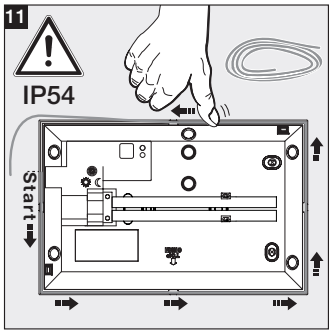

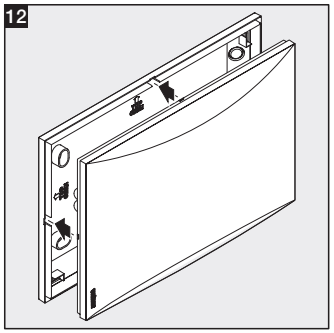



110014468 07/2010

ENGLISH GB

Principle
This low-energy light with Night-Automatic feature registers ambient brightness and automatically switches ON at dusk and OFF again at dawn. Whether you want light to come on at the front door, on the patio or under the carport, this unit is installed and ready for operation in next to no time wherever you wish to use it.
LN 1 has a glare guard to prevent it from switching off immediately when exposed to artificial light (e.g. car headlights/torch). Light switches off after a delay of approx. 1 minute.

Safety warnings
- During installation, the electrical wiring being connected must be dead. Therefore, switch off the power first and use a voltage tester to check that the power supply is disconnected.
- Installing this light involves work on the mains voltage supply. This work must therefore be carried out by a specialist in accordance with the applicable national wiring regulations and electrical operating conditions. (D-VDE 0100, A-ÖVE-ÖNORM E8001-1, CH-SEV 1000)
- Only use genuine replacement parts
- Do not dismantle the light yourself. It must only be repaired by a specialist workshop.

Installation 1 – 12
Install light outdoors. Only responds to daylight. The light will not switch off in very dark places.
L = live conductor (usually black or brown)
N = neutral conductor (usually blue)
PE = any protective earth conductor (green/yellow)
Attention: Insulate any PE protective earth conductor in the power supply cable with adhesive tape.

Function 10
Twilight setting / response threshold (factory setting: 200 lux):
The sensor's response threshold can be infinitely varied from 20 – 200 lux.
Control dial fully clockwise = twilight operation at approx. 200 lux.
Control dial fully anti-clockwise = night-time operation at approx. 20 lux.

Troubleshooting (Fault / Cause ⇨ *Remedy*)
No power / Fuse faulty, not switched ON ⇨ *new fuse, turn power switch ON, check lead with voltage tester.* **Light will not switch ON** / Surroundings still too bright ⇨ *wait until response threshold is reached or adjust setting* / Bulb faulty ⇨ *change bulb.* **Light will not switch OFF** / Surroundings not yet bright enough ⇨ *wait until response threshold is reached or adjust setting.*

Declaration of conformity
This product complies with Directive 2006/95/EC on Low-Voltage Appliances, EMC Directive 2004/108/EC, RoHS Directive 2002/95/EC and Ballast Directive 2000/55/EC.

Functional warranty
This STEINEL product has been manufactured with utmost care, tested for proper operation and safety in line with applicable regulations and then subjected to random sample inspection. STEINEL guarantees that it is in perfect condition and proper working order. The warranty period is 36 months (this does not apply to the bulb supplied with the light) and starts on the date of sale to the consumer. We will remedy defects caused by material flaws or manufacturing faults. The warranty will be met by repair or replacement of defective parts at our own discretion. The warranty shall not cover damage to wear parts, damage or defects caused by improper treatment or maintenance. Further consequential damage to other objects is excluded. Claims under the warranty shall only be accepted if the product is sent fully assembled and well packed complete with a brief description of the fault, a receipt or invoice (date of purchase and dealer's stamp) to the appropriate Service Centre.

Service:
Our Customer Service Department will repair faults not covered by warranty or after the warranty period. Please send the product well packed to your nearest Service Centre.
A replacement 11 W bulb may be obtained from electrical retailers, DIY stores or through STEINEL.

STEINEL® German Quality
STEINEL® German Quality

STEINEL®
German Quality



i LN 1

↔	300 x 195 x 53 mm
	max. 11 W / 2G7
	230 - 240 V, 50 Hz
	20 - 200 Lux
	IP 54
	IK 07
	- 20°C / + 40°C

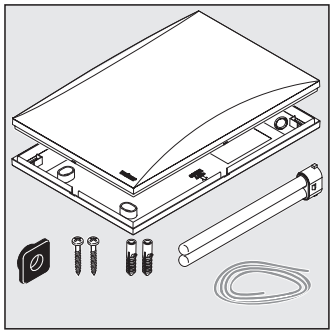

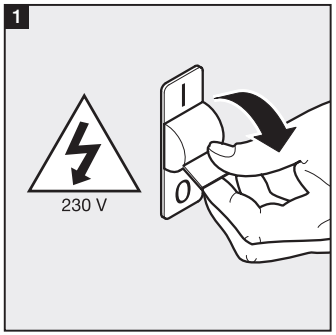

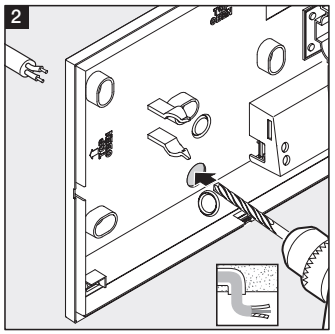

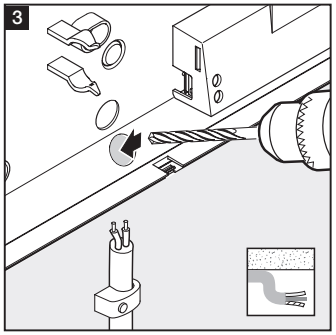

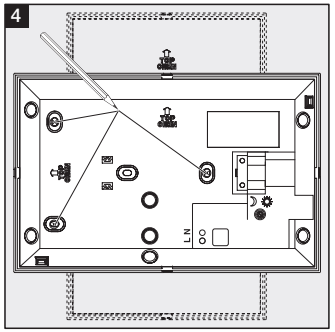

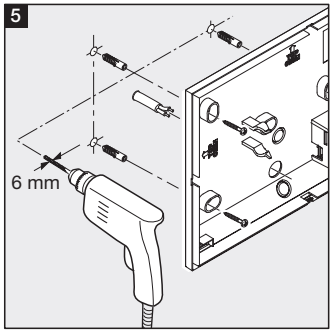

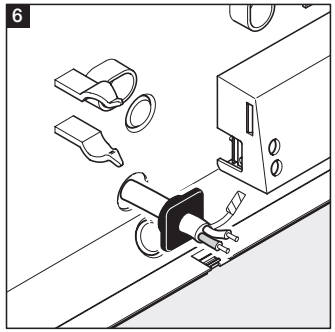

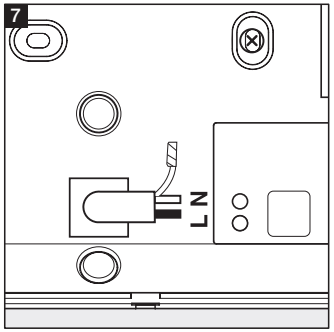

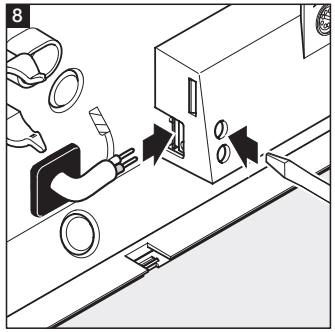

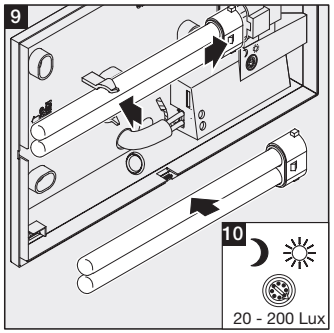

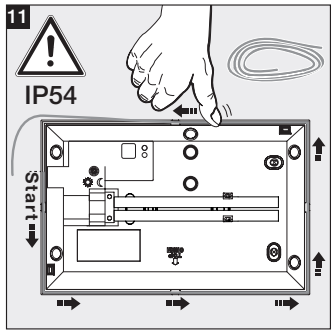

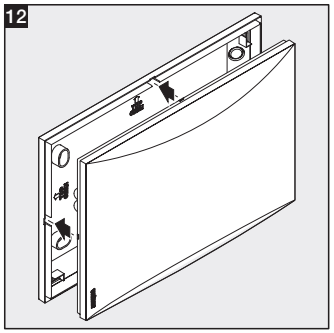



110014468 07/2010

FRANÇAIS

F

Le principe

Cette lampe à économie d'énergie avec Night-Automatic enregistre la luminosité ambiante, enclenche automatiquement la lumière à la nuit tombante et l'éteint au petit jour. Qu'il s'agisse d'allumer la lumière de l'entrée de la maison, de la terrasse ou de l'abri de voiture, cette lampe est rapidement installée et immédiatement prête à fonctionner – quel que soit son emplacement. LN 1 est dotée d'une protection contre l'éblouissement, pour éviter une coupure immédiate en présence d'un éclairage artificiel (par ex. phares de voiture/lampe de poche). La temporisation est d'env. 1 minute.

Consignes de sécurité

- Pendant le montage, les conducteurs à raccorder doivent être hors tension. Il faut donc d'abord couper le courant et s'assurer de l'absence de courant à l'aide d'un testeur de tension.
- L'installation de l'appareil implique une intervention sur le réseau électrique. Elle doit donc être effectuée par un spécialiste conformément aux directives locales et aux conditions de raccordement. (F-NF C-15100, D-VDE 0100, A-ÖVE-ÖNORM E8001-1, CH-SEV 1000)
- Utiliser uniquement des pièces de rechange d'origine
- Ne pas essayer de démonter soi-même l'appareil. Les réparations doivent être effectuées uniquement par un atelier spécialisé.

Installation 1 – 12

Installer la lampe à l'extérieur. Elle réagit uniquement à la lumière du jour. La lampe ne s'éteint pas dans les endroits très sombres.
L = phase (généralement noir ou marron)
N = neutre (généralement bleu)
PE = conducteur de terre éventuel (vert/jaune)
Attention : s'il y a un conducteur de terre, l'isoler avec du ruban adhésif.

Fonctionnement 10

Réglage de crépuscularité / Seuil de réaction (réglage effectué en usine : 200 lux) :
Seuil de réaction du détecteur réglable en continu de 20 à 200 lux.
Bouton de réglage en butée à droite = fonctionnement nocturne env. 200 lux.
Bouton de réglage en butée à gauche = fonctionnement nocturne env. 20 lux.

Dysfonctionnements (Problème / Cause ➪ *Remède*)

Aucune tension / Fusible défectueux, appareil hors circuit ➪ *changer le fusible défectueux, mettre l'interrupteur en circuit, vérifier le câble à l'aide d'un testeur de tension.* **La lampe ne s'allume pas** / La luminosité ambiante est encore trop élevée ➪ *attendre que le seuil de réaction soit atteint ou régler une nouvelle valeur* / L'ampoule est défectueuse ➪ *changer l'ampoule.* **La lampe ne s'éteint pas** / La luminosité ambiante n'est pas encore suffisante ➪ *attendre que le seuil de réaction soit atteint ou régler une nouvelle valeur.*

Déclaration de conformité

Le produit est conforme à la directive basse tension 2006/95/CE, à la directive compatibilité électromagnétique 2004/108/CE, à la directive RoHS 2002/95/CE et les ballasts sont conformes à la directive 2000/55/CE.

Garantie de fonctionnement

Ce produit STEINEL a été fabriqué avec le plus grand soin. Son fonctionnement et sa sécurité ont été contrôlés conformément aux directives en vigueur et il a été soumis à un contrôle final par sondage. STEINEL garantit un état et un fonctionnement irréprochables. La durée de garantie est de 36 mois (ne s'applique pas à l'ampoule fournie) et débute au jour de la vente au consommateur. Nous remédions aux défauts provenant d'un vice de matière ou de construction. La garantie sera assurée à notre discrétion par réparation ou échange des pièces défectueuses. La garantie ne s'applique ni aux pièces d'usure, ni aux dommages et défauts dus à une utilisation ou maintenance incorrectes. Les dommages consécutifs causés à d'autres objets sont exclus de la garantie. La garantie ne s'applique que si l'appareil non démonté est retourné au point de service après-vente le plus proche, dans un emballage adéquat, accompagné de la description brève de la panne et d'un ticket de caisse ou d'une facture portant la date d'achat et le cachet du vendeur.

Service après-vente :

Le service après-vente de notre usine effectue également les réparations non couvertes par la garantie ou survenant après l'expiration de celle-ci. Veuillez envoyer le produit correctement emballé à la station de service après-vente la plus proche.
L'ampoule de 11 W est disponible en tant que pièce de rechange dans les magasins spécialisés, les magasins de bricolage ou par l'intermédiaire de STEINEL.

STEINEL® German Quality
STEINEL® German Quality

STEINEL®
German Quality



i LN 1

↔	300 x 195 x 53 mm
	max. 11 W / 2G7
	230 - 240 V, 50 Hz
	20 - 200 Lux
	IP 54
	IK 07
	- 20°C / + 40°C

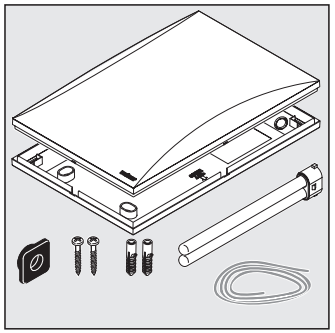

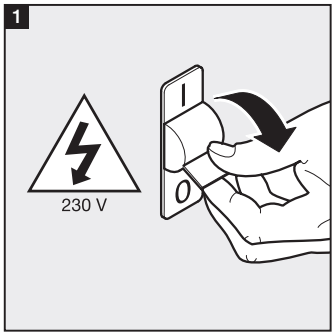

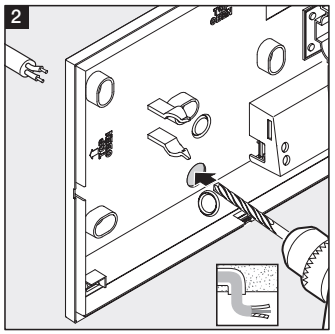

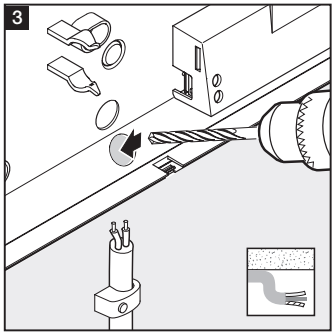

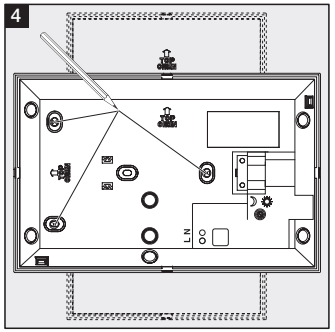

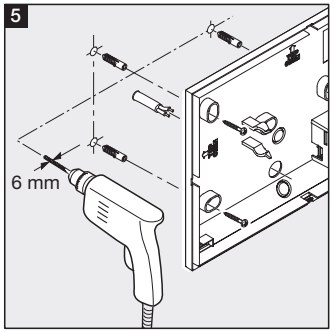

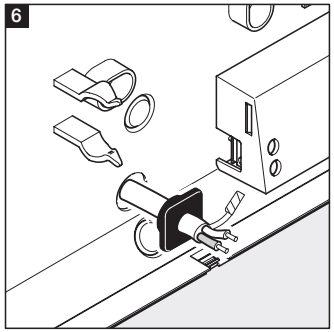

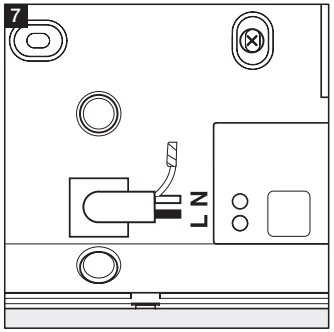

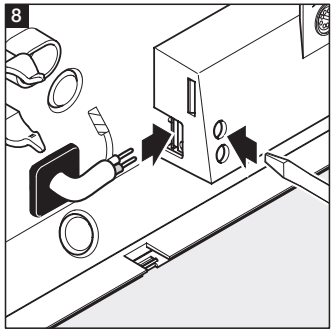

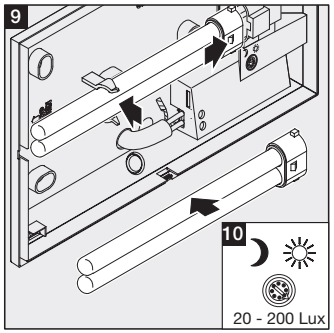

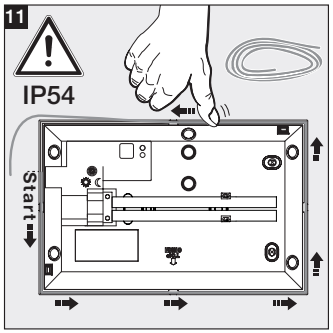

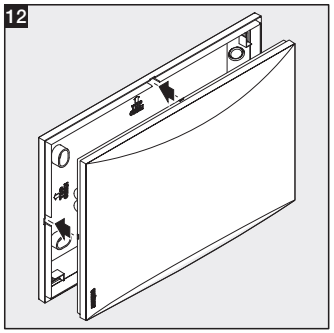



110014468 07/2010

NEDERLANDS NL

Het principe
Deze spaarlamp met Night-Automatic registreert de omgevingslichtsterkte en schakelt bij invallende duisternis het licht automatisch in en bij de ochtendschemering weer uit. Of de lamp nu bij de huisdeur, op het terras of bij de carport zijn werk moet gaan doen; hij is overal snel gemonteerd en klaar voor gebruik. De LN 1 beschikt over een blindering om onmiddellijk uitschakelen bij kunstlicht (bijv. autokoplampen/zaklampen) te voorkomen. De tijdvertraging bedraagt ca. 1 minuut.

Veiligheidsvoorschriften
- Bij de montage moet de elektrische leiding die u wilt aansluiten zonder spanning zijn. Daarom eerst de stroom uitschakelen en op spanningsloosheid testen met een spanningstester.
- Bij de installatie van de lamp werkt u met netspanning. Dit moet daarom door een vakman en volgens de gebruikelijke installatievoorschriften en aansluitingsvoorwaarden worden uitgevoerd (NL-NEN 1010, B-(AREI) NBN 15-101, D-VDE 0100, A-ÖVE/ÖNORM E8001-1, CH-SEV 1000).
- Gebruik uitsluitend originele reserveonderdelen.
- Demonteer het apparaat niet zelf. Reparaties mogen alleen door vakbedrijven worden uitgevoerd.

Installatie 1 – 12
Lamp buitenshuis installeren. Reageert alleen op daglicht. Op zeer donkere plekken schakelt de lamp niet uit.
L = stroomdraad (meestal zwart of bruin)
N = nuldraad (meestal blauw)
PE = aarde (groen/geel)
Opgelet: PE-aardedraad, indien aanwezig, met plakband isoleren.

Functie 10
Instelling van de schemerschakelaar / drempelwaarde (instelling af fabriek: 200 lux):
Traploos instelbare drempelwaarde van de sensor van 20 – 200 lux.
Instelregelaar aanslag rechts = schemerstand ca. 200 lux.
Instelregelaar bij aanslag links = nachtstand ca. 20 lux.

Bedrijfsstoringen (Storing/ Oorzaak ⇨ *Oplossing*)
Zonder netspanning / zekering defect, niet ingeschakeld ⇨ *nieuwe zekering, netschakelaar inschakelen, leiding met spanningstester controleren.* **Lamp schakelt niet in** / omgeving nog te licht ⇨ *wachten tot de drempelwaarde is bereikt of waarde opnieuw instellen* / lamp defect ⇨ *lamp vervangen.* **Lamp schakelt niet uit** / omgeving nog niet licht genoeg ⇨ *wachten tot de drempelwaarde is bereikt of waarde opnieuw instellen.*

Conformiteitsverklaring
Het product voldoet aan de laagspanningsrichtlijn 2006/95/EG, de EMC-richtlijn 2004/108/EG, de RoHS-richtlijn 2002/95/EG en de voorschakelapparatenrichtlijn 2000/55/EG.

Functie-garantie
Dit STEINEL-product is met grote zorgvuldigheid gefabriceerd, getest op goede werking en veiligheid volgens de geldende voorschriften en vervolgens steekproefsgewijs gecontroleerd. STEINEL verleent garantie op de storingvrije werking. De garantietermijn bedraagt 36 maanden (geldt niet voor de bijgeleverde lamp) en gaat in op de datum van aanschaf door de klant . Alle klachten, die berusten op materiaal- of fabricagefouten, worden door ons opgelost. De garantie bestaat uit reparatie of vernieuwen van de defecte onderdelen, door ons te beoordelen. Garantie vervalt bij schade aan onderdelen, die aan slijtage onderhevig zijn en bij schade of gebreken, die door ondeskundig gebruik of onderhoud ontstaan. Schade aan andere voorwerpen is uitgesloten van garantie. De garantie wordt alleen verleend wanneer het niet-gedemonteerde apparaat met korte storingsbeschrijving, kassabon of rekening (koopdatum en winkeliersstempel), goed verpakt naar het desbetreffende serviceadres wordt gestuurd.

Service:
Na afloop van de garantietermijn of bij schade die niet onder de garantie valt, kan ook door ons gerepareerd worden. Gelieve het product goed verpakt aan het dichtstbijzijnde serviceadres op te sturen.
De 11 W lamp is als onderdeel verkrijgbaar in de elektrovakhandel, in doe-het-zelfzaken of via STEINEL.

STEINEL® German Quality
STEINEL® German Quality

STEINEL®
German Quality



i LN 1

↔	300 x 195 x 53 mm
	max. 11 W / 2G7
	230 - 240 V, 50 Hz
	20 - 200 Lux
	IP 54
	IK 07
	- 20°C / + 40°C

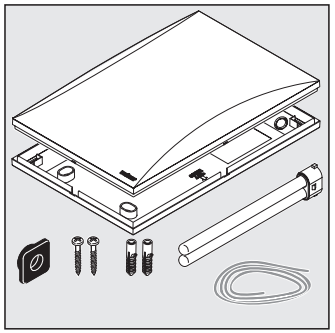

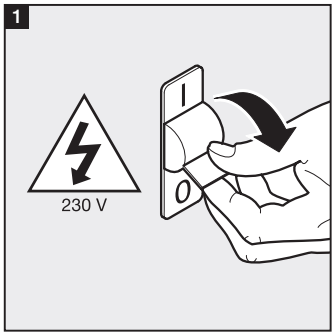

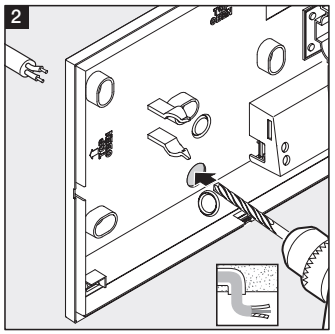

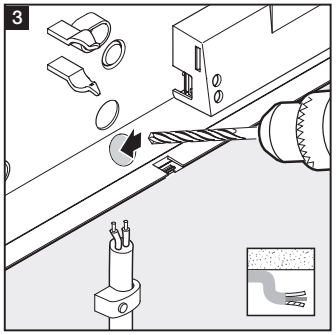

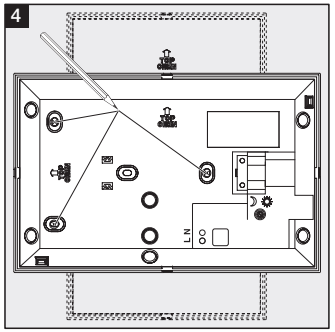

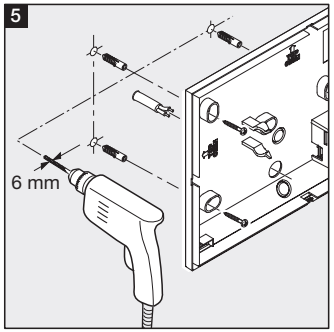

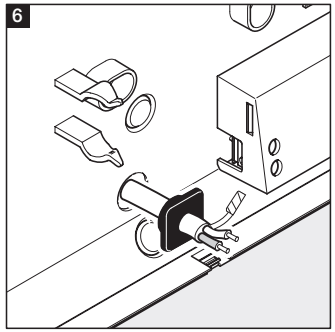

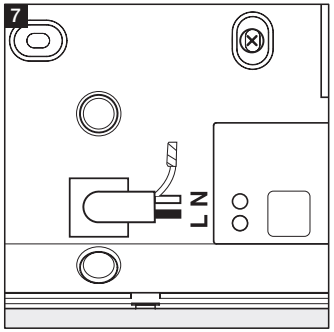

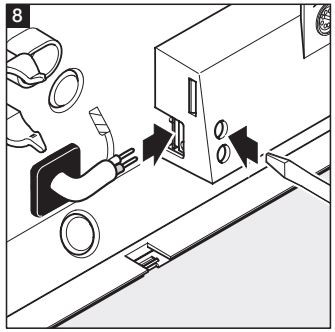

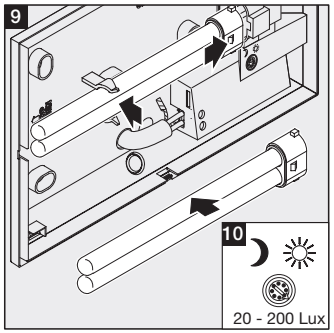

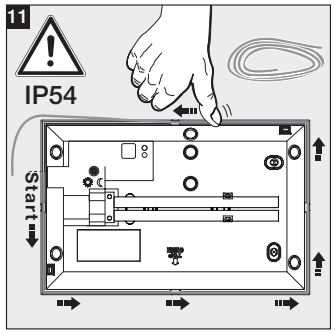

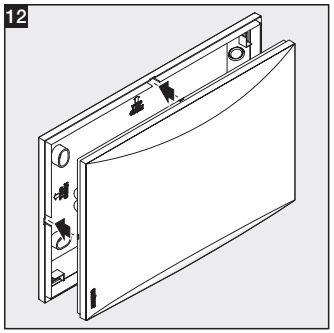



110014468 07/2010

ITALIANO

I

Il principio

Questa lampada a risparmio energetico con Night-Automatic rileva la luminosità dell'ambiente ed accende automaticamente la luce quando comincia a fare scuro e la spegne nuovamente alle prime luci dell'alba. Sia che si debba accendere la luce davanti alla porta di casa, sul terrazzo o nel Box Auto, la lampada può essere montata rapidamente pronta per l'uso in qualsiasi luogo. La LN 1 dispone di una protezione antiabbagliante affinché venga impedito uno spegnimento immediato in caso di illuminazione artificiale (per es. fanali di automobili, lampada tascabile). Il ritardo è di ca. 1 minuto.

Avvertenze sulla sicurezza

- Durante il montaggio la linea elettrica deve essere scollegata. Prima del lavoro, occorre pertanto togliere la tensione ed accertarne l'assenza mediante uno strumento di misurazione della tensione.
- L'installazione dell'apparecchio richiede lavori all'allacciamento alla rete. Per questo motivo l'installazione deve essere eseguita da un esperto con rispetto delle prescrizioni per l'installazione e delle condizioni di allacciamento vigente nel relativo paese. (D)-VDE 0100, (A)-ÖVE-ÖNORM E8001-1, (CH)-SEV 1000)
- Utilizzate esclusivamente pezzi originali
- Non smontate da soli l'apparecchio. La riparazione deve essere eseguita esclusivamente da un'officina specializzata.

Installazione 1 – 12

Installate la lampada in ambienti esterni. Reagisce solo alla luce diurna. In punti molto scuri la lampada non si spegne.
L = filo di fase (in genere nero o marrone)
N = filo neutro (nella maggior parte dei casi blu)
PE = eventuale conduttore di terra (verde/giallo)
Attenzione: Isolare con nastro adesivo il conduttore di terra PE, se presente.

Funzionamento 10

Regolazione crepuscolare / Soglia d'intervento (impostazione da parte del costruttore: 200 Lux):
Soglia d'intervento del sensore a regolazione continua da 20 a 200 Lux.
Regolatore sulla battuta destra = funzionamento con luce crepuscolare ca. 200 Lux.
Regolatore sulla battuta sinistra = funzionamento di notte ca. 20 Lux.

Guasti di funzionamento (Guasto / Causa ➪ Rimedio)

Senza tensione / Fusibile difettoso, non acceso ➪ *nuovo fusibile, accendere l'interruttore di rete, controllare la linea di alimentazione con un voltametro.* **La lampada non si accende** / Ambiente circostante ancora troppo chiaro ➪ *Aspet-tare fino a quando viene raggiunta la soglia d'intervento oppure impostare un nuovo valore di soglia* / Lampadina difettosa ➪ *Sostituire la lampadina.* **La lampada non si spegne** / Ambiente circostante non ancora sufficientemente chiaro ➪ *Aspettare fino a quando viene raggiunta la soglia d'intervento oppure impostare un nuovo valore di soglia.*

Dichiarazione di conformità

Il prodotto è conforme alla direttiva europea per la bassa tensione 2006/95/CE, alla direttiva europea sulla compatibilità elettromagnetica 2004/108/CE, alla direttiva RoHS 2002/95/CE e alla direttiva sulle unità di alimentazione 2000/55/CE.

Garanzia di funzionamento

Questo prodotto della STEINEL è stato fabbricato con la massima accuratezza, la sua funzione e sicurezza sono state esaminate in conformità alle norme vigenti ed infine esso è stato sottoposto ad un controllo a campione. STEINEL garantisce la perfetta qualità ed il funzionamento. La durata della garanzia è di 36 mesi (essa non vale per la lampadina fornita in dotazione) ed inizia il giorno della vendita al consumatore finale. Noi eliminiamo difetti riconducibili al materiale o alla fabbricazione; la prestazione della garanzia consiste a nostra scelta nella riparazione o nella sostituzione dei pezzi difettosi. Il diritto alla prestazione di garanzia viene a decadere in caso di danni a pezzi soggetti ad usura nonché in caso di danni o difetti che sono da ricondurre ad un trattamento inadeguato o ad una cattiva manutenzione. Sono esclusi dal diritto di garanzia gli ulteriori danni conseguenti su oggetti estranei. La garanzia viene prestata solo se l'apparecchio viene riconsegnato al centro di assistenza responsabile ben confezionato e accompagnato da una breve descrizione del guasto e dallo scontrino di cassa o dalla fattura (con timbro del rivenditore ed indicazione della data dell'acquisto).

Servizio di assistenza:

Con periodo di garanzia scaduto e nel caso di difetti che non danno diritto, a prestazioni di garanzia, il nostro centro di assistenza esegue le relative riparazioni. Inviate il prodotto ben imballato, al più vicino centro di assistenza.
La lampadina da 11 W la trovate come pezzo di ricambio presso elettricisti specializzati e centri del fai-da-te o la potete ordinare attraverso la STEINEL.

STEINEL® German Quality
STEINEL® German Quality

STEINEL®
German Quality



i LN 1

↔	300 x 195 x 53 mm
	max. 11 W / 2G7
	230 - 240 V, 50 Hz
	20 - 200 Lux
	IP 54
	IK 07
	- 20°C / + 40°C

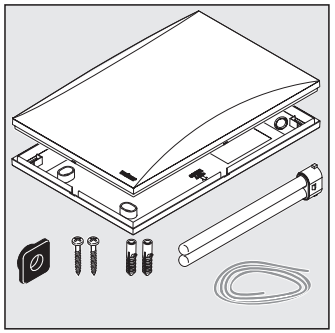

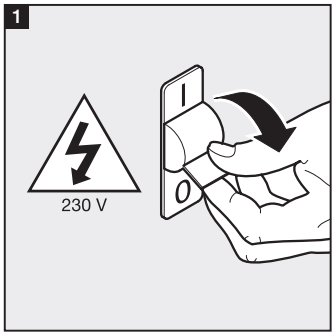

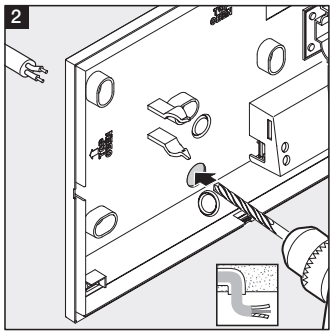

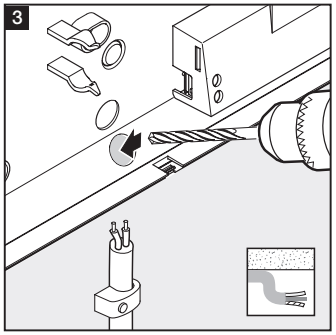

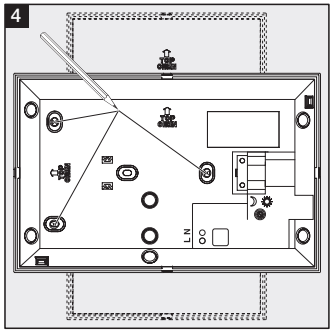

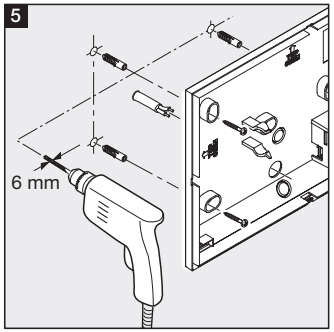

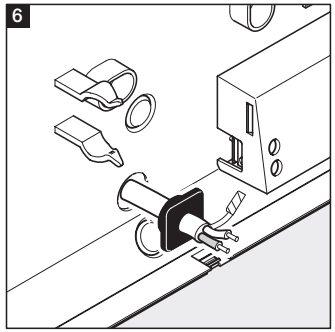

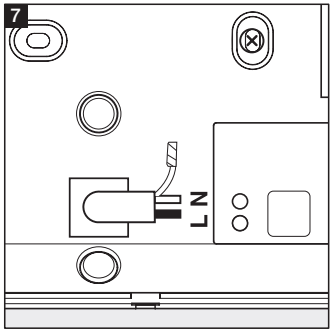

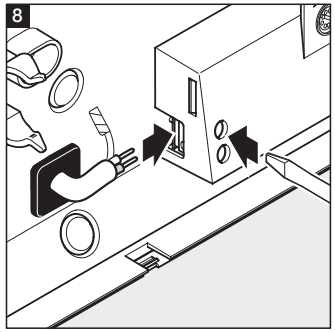

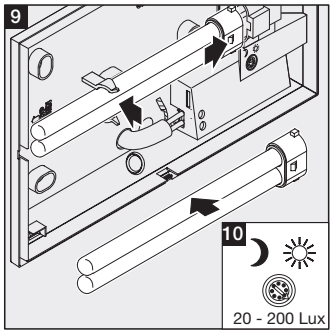

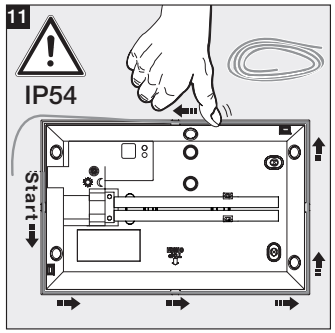

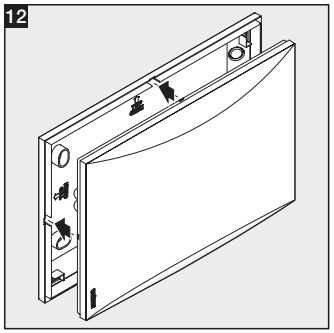



110014468 07/2010

ESPAÑOL E

El concepto
Esta lámpara de ahorro energético con Night-Automatic registra la luminosidad ambiental y conecta la luz auto-máticamente al oscurecer y la desconecta de nuevo al amanecer. Si tiene que conmutarse la luz delante de la puerta exterior, en la terraza o el parking, la lámpara se monta rápidamente y enseguida está lista para funcionar. El LN 1 posee una protección antideslumbrante para evitar la desconexión inmediata con alumbrado artificial (p. ej. faros de coche/linterna). El retardo es de 1 minuto aprox.

Indicaciones de seguridad
- Para el montaje, el cable eléctrico a enchufar deberá estar sin tensión. Por tanto, desconecte primero la corriente y compruebe que no hay tensión utilizando un comprobador de tensión.
- La instalación del aparato supone un trabajo en la red eléctrica. Debe realizarse por tanto por un técnico electricista, de acuerdo con las normativas de instalación específicas de cada país. (D- VDE 0100, A-ÖVE-ÖNORM E8001-1, CH-SEV 1000)
- ¡Utilice sólo piezas de repuesto originales!
- No desmonte usted mismo el aparato. La reparación sólo la puede realizar un taller especializado.

Instalación 1 – 12
Instalar la lámpara en exterior. Sólo reacciona a la luz diurna. En lugares muy oscuros no se apaga la lámpara.
L = fase (generalmente negro o marrón)
N = neutro (generalmente azul)
PE = posible toma de tierra (verde/amarillo)
Atención: Aislar la toma de tierra (si la hay) con cinta adhesiva.

Función 10
Regulación crepuscular / umbral de respuesta (regulación de fábrica: 200 Lux):
Umbral de respuesta con regulación continua del sensor de 20 – 200 Lux.
Tornillo de regulación hasta el tope derecho = funcionamiento crepuscular con aprox. 200 Lux.
Tornillo de regulación hasta el tope izquierdo = funcionamiento nocturno con aprox. 20 Lux.

Fallos de funcionamiento (Fallo / Causa ➪ *Solución*)
Sin tensión / fusible defectuoso, sin conectar ➪ *fusible nuevo, conectar interruptor de alimentación, comprobar la línea con un comprobador de tensión.* **La lámpara no enciende** / entorno demasiado claro ➪ *espere hasta alcanzar el umbral de respuesta o ajustar el valor de nuevo* / bombilla defectuosa ➪ *sustituya la bombilla.* **La lámpara no se apaga** / entorno aún no tiene suficiente claridad ➪ *espere hasta alcanzar el umbral de respuesta o ajustar el valor de nuevo.*

Declaración de conformidad
El producto cumple con la Directiva de baja tensión 2006/95/CE, la directiva de compatibilidad electro-magnética 2004/108/CE, la Directiva RoHS (limitación de sustancias peligrosas) 2002/95/CE y la Directiva de bobinas de reactancia 2000/55/CE.

Garantía de funcionamiento
Este producto STEINEL ha sido elaborado con el máximo esmero, habiendo pasado los controles de funcionamiento y seguridad previstos por las disposiciones vigentes, así como un control adicional de muestreo al azar. Steinel garantiza el perfecto estado y funcionamiento. El período de la garantía es de 36 meses (no será aplicable para la bombilla adjunta) comienza con el día de la venta al consumidor y cubre los defectos de material y fabricación. La prestación de la garantía se efectúa mediante la reparación o el cambio de las piezas defectuosas a elección de STEINEL. La prestación de garantía queda anulada para daños producidos en piezas de desgaste y daños y defectos originados por uso o mantenimiento inadecuados. Quedan excluidos de la garantía los daños consecuenciales causados en objetos ajenos. Sólo se concede la garantía si se envía el aparato sin desarmar con una breve descripción del fallo, ticket de caja o factura (con fecha de compra y sello del comercio), bien empaquetado, al centro de servicio correspondiente.

Servicio:
Una vez transcurrido el período de garantía o en caso de defectos no cubiertos por la misma, las reparaciones las lleva a cabo nuestro departamento técnico. Rogamos envíen el producto bien embalado a la dirección indicada. La bombilla de 11 W la puede adquirir como repuesto en las tiendas eléctricas especializadas y en los mercados de la construcción o directamente en STEINEL.

STEINEL® German Quality
STEINEL® German Quality

STEINEL®
German Quality



i LN 1

↔	300 x 195 x 53 mm
	max. 11 W / 2G7
	230 - 240 V, 50 Hz
	20 - 200 Lux
	IP 54
	IK 07
	- 20°C / + 40°C

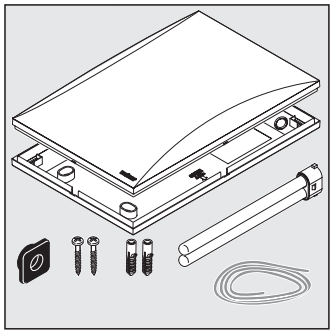

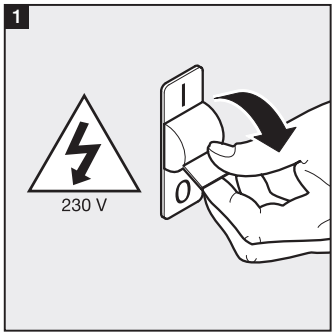

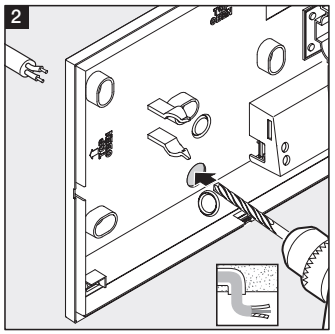

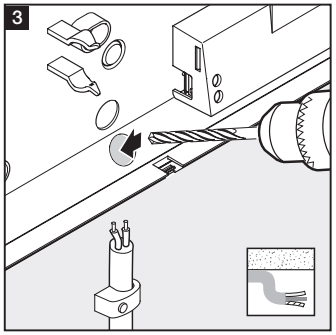

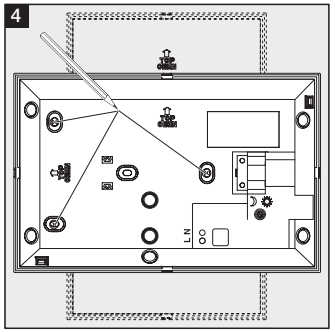

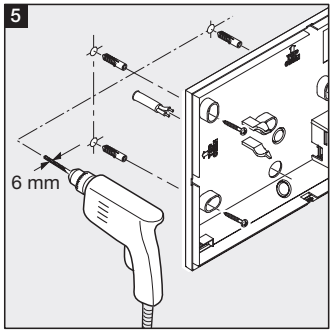

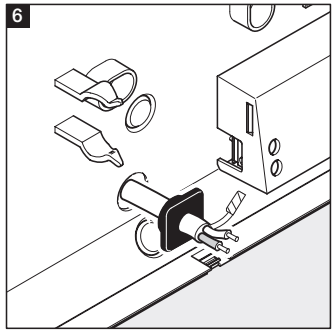

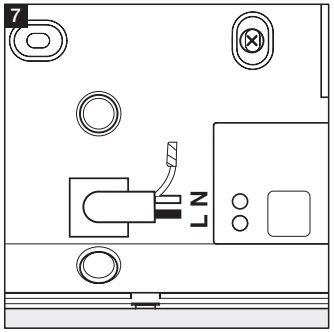

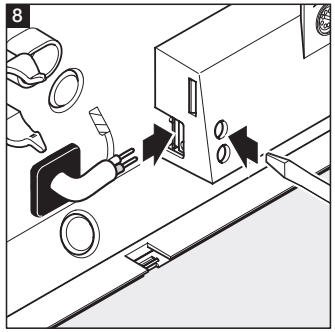

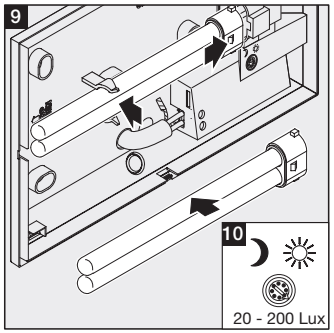

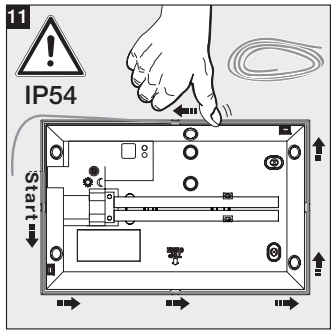

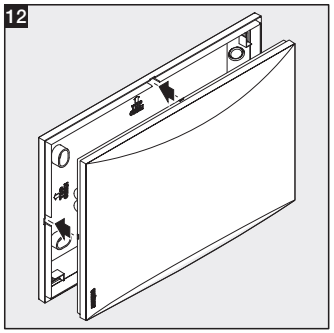



110014468 07/2010

PORTUGUÊS P

O princípio

Este candeeiro economizador de energia com o sistema Night Automatic regista a claridade do ambiente, ligando automaticamente a luz ao escurecer e desligando-a automaticamente ao romper do dia. Seja à frente da porta de casa, no terraço ou junto à garagem, o candeeiro pode ser utilizado e montado rapidamente em qualquer local. O LN 1 dispõe de uma protecção anti-encandeamento para evitar o desligamento imediato estando sob iluminação artificial (p. ex. faróis de automóvel/lanterna). O retardamento é de aprox. 1 minuto.

Instruções de segurança

- Durante a montagem, o cabo eléctrico a conectar deve estar isento de tensão. Para tal, desligar primeiro a corrente e verificar se não há tensão, usando um busca-pólos.
- A instalação do aparelho consiste essencialmente em lidar com tensão de rede. Por esse motivo, terá de ser realizada por um técnico profissional segundo as respectivas prescrições de instalação e condições de conexão habituais nos diversos países. (D-VDE 0100, A-ÖVE-ÖNORM E8001-1, CH-SEV 1000)
- Use exclusivamente peças de origem.
- Nunca tente desmontar o aparelho. A reparação só deve ser feita por uma oficina especializada.

Instalação 1 – 12

Instale o candeeiro no exterior. Só reage à luz do dia. Em lugares muito escuros, o candeeiro não desliga.
L = fase (geralmente preto ou castanho)
N = neutro (geralmente azul)
PE = condutor terra eventualmente existente (verde/amarelo)
Atenção: se existir um condutor terra PE, isolá-lo com fita isoladora.

Função 10

Regulação crepuscular / limiar de resposta (regulação de fábrica: 200 lux):
O limiar de resposta do sensor pode ser regulado progressivamente de 20 a 200 lux.
Regulador totalmente para a direita = regime crepuscular com aprox. 200 lux.
Regulador totalmente para a esquerda = regime nocturno com aprox. 20 lux.

Falhas de funcionamento (Falha / Causa ➪ *Solução*)

Não tem tensão / Fusível fundido, não está ligado ➪ *Fusível novo, ligar interruptor de rede, verificar o cabo com medidor de tensão.* **O candeeiro não acende** / O ambiente ainda está demasiado claro ➪ *Esperar até ser alcançado o limiar de resposta ou definir valor novo* / Lâmpada fundida ➪ *Substituir a lâmpada.* **O candeeiro não apaga** / O am-biente ainda não está suficientemente claro ➪ *Esperar até ser alcançado o limiar de resposta ou definir valor novo.*

Declaração de Conformidade

O produto cumpre as Directivas do Conselho "Baixa tensão" 2006/95/CE, "Compatibilidade electromagnética" 2004/108/CE, "Redução de substâncias perigosas" 2002/95/CE e "Eficiência energética: Balastros de lâmpadas" 2000/55/CE.

Garantia de funcionamento

Este produto Steinel foi fabricado com todo o zelo e o seu funcionamento e segurança verificados, de acordo com as normas em vigor, e sujeito a um controlo por amostragem aleatória. A STEINEL garante o bom estado e o bom funcionamento do aparelho. O prazo de garantia é de 36 meses a contar da data de compra pelo consumidor final (não inclui a lâmpada fornecida juntamente com o candeeiro). Eliminamos falhas relacionadas com defeitos de material ou de fabrico. A garantia inclui a reparação ou a substituição das peças com defeito, de acordo com o nosso critério, estando excluídas as peças sujeitas a desgaste, os danos e as falhas originados por uma utilização ou manutenção incorrecta. Excluem-se igualmente os danos provocados noutros objectos estranhos ao aparelho. Os serviços previstos na garantia só serão prestados caso o aparelho seja apresentado bem embalado no respectivo serviço de assistência técnica, devidamente montado e acompanhado do talão da caixa ou da factura (data da compra e carimbo do revendedor) e duma pequena descrição do problema.

Serviço de assistência:

Depois de expirado o prazo de garantia ou em caso de falha não abrangida pela garantia, o nosso serviço de assistência técnica encarregar-se-á da reparação do seu aparelho. Basta enviar o produto bem acondicionado ao nosso centro de assistência técnica mais próximo de si.
A lâmpada de 11 W pode ser adquirida individualmente no comércio especializado do ramo, em superfícies de materiais de construção ou através da STEINEL.

STEINEL® German Quality
STEINEL® German Quality

STEINEL®
German Quality



i LN 1

↔	300 x 195 x 53 mm
	max. 11 W / 2G7
ϟ	230 - 240 V, 50 Hz
	20 - 200 Lux
	IP 54
	IK 07
	- 20°C / + 40°C

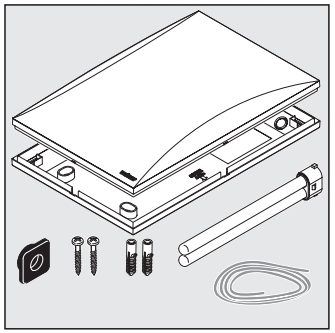

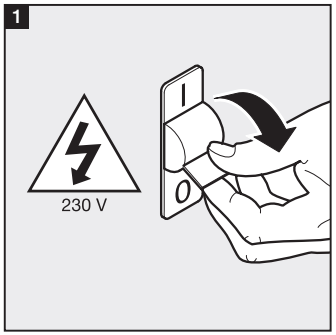

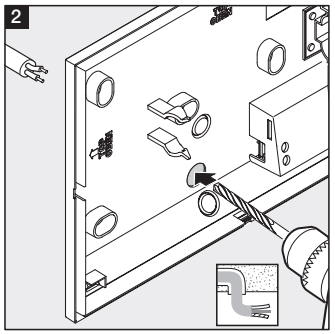

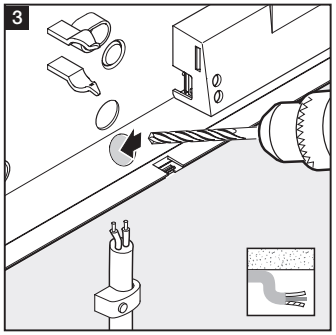

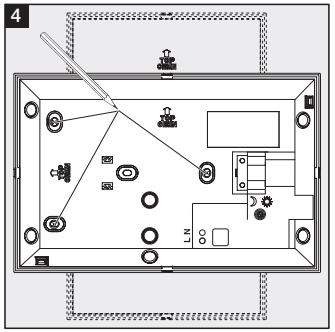

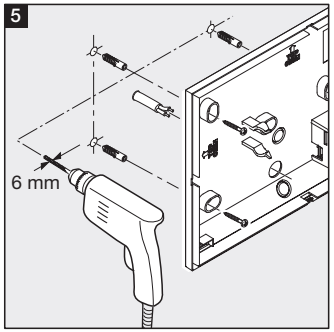

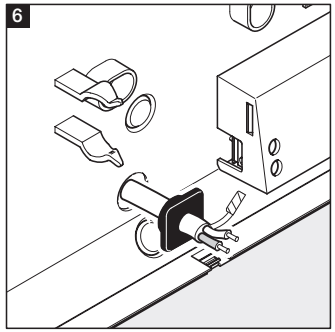

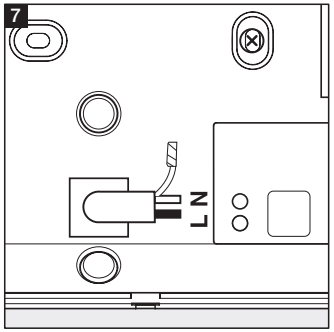

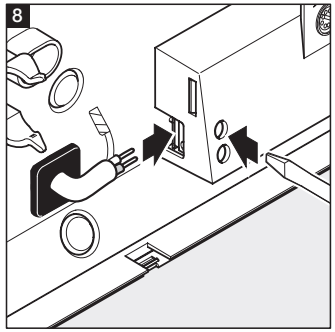

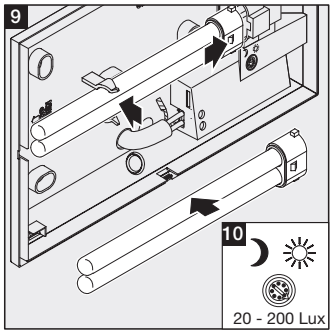

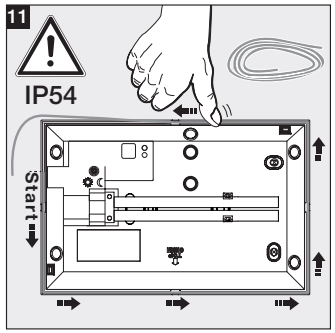

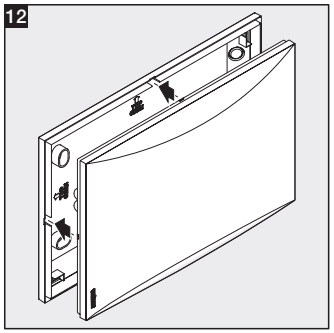



110014468 07/2010

Svenska S

Princip
LN1 är en lampa med skymningsrelä som registrerar omgivningens ljusnivå och tänds när det blir mörkt och slocknar när det ljusnar på morgonen. Oavsett när det gäller montage vid ytterdörren, vid uteplatsen eller vid garaget så går det snabbt och enkelt att montera denna lampa. LN1 har ett inbyggt bländskydd som skyddar emot störningar från konstgjort ljus (t.ex. bilstrålkastare, ficklampor). Tidsfördröjningen för frånslag är ca. 1 minut.

Säkerhetsanvisningar
- Inkoppling måste utföras i spänningsfritt tillstånd. Bryt strömmen och kontrollera med spänningsprovare att alla parter är spänningslösa.
- Eftersom sensorn installeras till nätspänningen måste arbetet utföras på ett fackmannamässigt sätt och enligt gällande installationsföreskrifter.
- Använd endast original reservdelar.
- Reparera inte produkten själv. Reparationer får endast utföras av behöriga verkstäder.

Installation 1 – 12
För användning utomhus. Reagerar endast på solljus. På väldigt mörka platser slocknar inte lampan.
L = Fas (oftast svart eller brun)
N = Nolledare (oftast blå)
PE = Eventuellt skyddsledare (grön/gul) Varning: Skyddsledarens ände ska isoleras med eltejp.

Funktion 10
Skymningsnivå / aktiveringströskel (Leveransinställning: 200 lux):
Den önskade aktiveringströskeln kan ställas in steglöst från ca 20 – 200 lux.
Ställskruven i höger ändläge = ca. 200 lux
Ställskruven i vänster ändläge = ca. 20 lux.

Driftstörningar (störning / orsak ⇨ *åtgärd*)
Utan spänning / defekt säkring, ej inkopplad ⇨ *byt säkring, slå till spänningen. Testa med spänningsprovare.* **Ljuset tänds inte** / omgivande ljus är för starkt ⇨ *vänta tills inställd ljusnivå har underskridits eller ändra värdet* / ljuskälla trasig ⇨ *byt ljuskälla.* **Ljuset släcks inte** / det är för mörkt (omgivande ljus är för svagt) ⇨ *vänta tills det ljusnat mer eller ställ in nytt ljusvärde.*

CE – överensstämmelseförsäkran
Produkten uppfyller lågspänningsdirektivet 2006/95/EG, EMC-direktivet 2004/108/EG, RoHS-direktivet 2002/95/EG och direktivet om energieffektivitetskrav för förkopplingsdon till lysrör 2000/55/EG.

Funktionsgaranti
Denna STEINEL produkt är tillverkad med största noggrannhet. Den är funktions- och säkerhetstestad enligt gällande föreskrifter och har därefter genomgått en stickprovskontroll. Steinel garanterar felfri funktion. Garantin gäller i 36 månader från inköpsdagen. Vi återgärdar fel som beror på material- eller tillverkningsfel. Garantin innebär att varan repareras eller att defekt del byts ut enligt vårt val. Garantin omfattar inte slitage och skador orsakade av felaktigt hanterande eller av bristande underhåll och skötsel av produkten. Följdskador på främmande föremål ersätts ej.
Garantin gäller endast då produkten, som inte får vara isärtagen, sändes väl förpackad med fakturakopia eller kvitto (inköpsdatum och stämpel) till vår representant eller lämnas in till inköpsstället för åtgärd inom 6 månader.

Reparationsservice:
Efter garantins utgång eller vid fel som inte omfattas av garantin kan produkten repareras på vår verkstad. Vänligen kontakta oss innan Ni sänder tillbaka produkten för reparation.
Ljuskällan 11W finns att köpa i fackhandeln.

STEINEL® German Quality
STEINEL® German Quality

STEINEL®
German Quality



i LN 1

↔	300 x 195 x 53 mm
	max. 11 W / 2G7
	230 - 240 V, 50 Hz
	20 - 200 Lux
	IP 54
	IK 07
	- 20°C / + 40°C

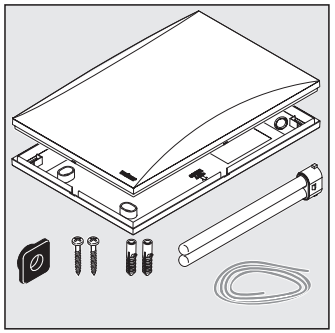

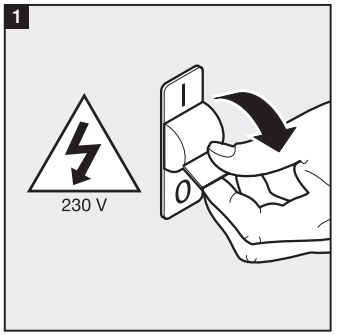

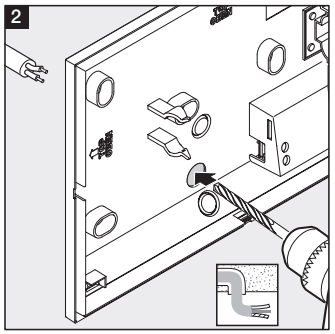

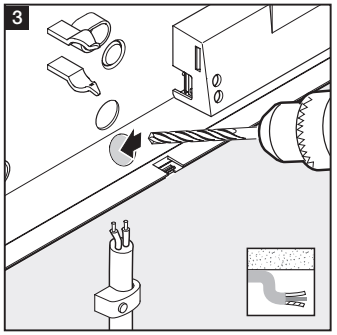

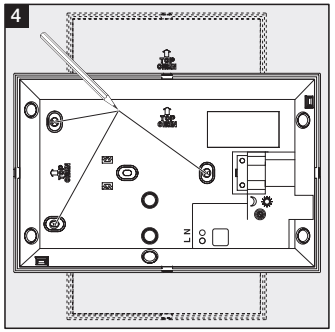

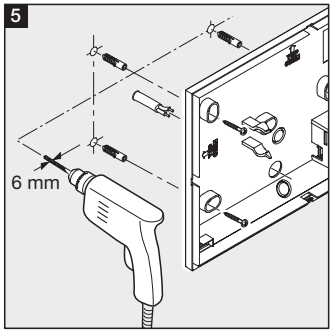

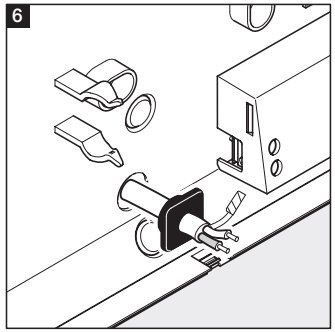

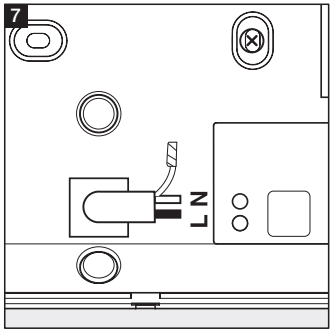

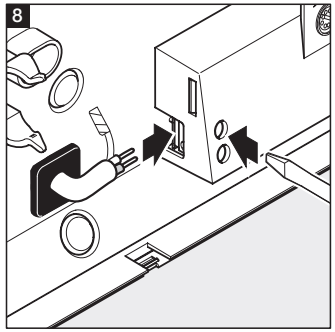

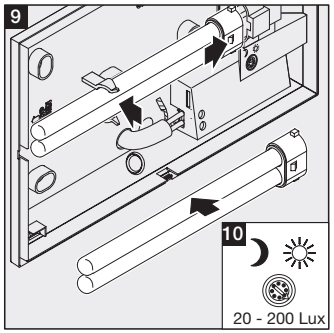

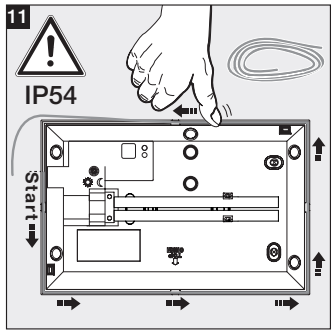

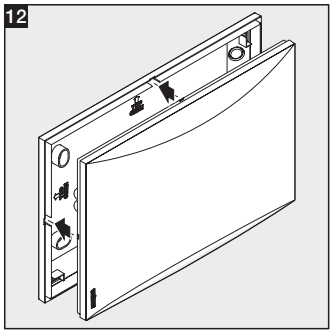



110014468 07/2010

DANSK DK

Princippet
Denne energisparelampe med night-automatic registrerer lysforholdene og tænder automatisk for lampen i tusmørke og slukker ved morgengry. Uanset, om der skal tændes lys foran døren, på terrassen eller i carporten, så er lampen nem at montere og hurtig klar til brug. LN 1 er udstyret med en dækpladesikring for at undgå en øjeblikkelig frakobling ved kunstig belysning (f.eks. billygter/lommelygte). Tidsforsinkelsen er ca. 1 minut.

Sikkerhedsanvisninger
- Ved montering skal den elledning, der skal tilsluttes, være spændingsfri. Sluk derfor for strømmen, og kontroller med en spændingstester, at ledningen er spændingsfri.
- Ved installation af apparatet er der tale om arbejde med netspænding. Det bør derfor udføres fagligt korrekt iht. de gældende regler. (D-VDE 0100, A-ÖVE-ÖNORM E8001-1, CH-SEV 1000)
- anvend kun originale reservedele.
- man må ikke selv skille apparatet ad. Reparationen må kun gennemføres på et autoriseret værksted.

Installation 1 – 12
Installer lampen udendørs. Reagerer kun på dagslys. På meget mørke steder slukker lampen ikke.
L = strømførende ledning (ofte sort eller brun)
N = neutralleder (normalt blå)
PE = eventuel beskyttelsesleder (grøn/gul)
Advarsel: Isolér en eventuel PE-beskyttelsesleder med tape.

Funktion 10
Skumringsindstilling / reaktionsværdi (fabriksindstilling: 200 lux):
Sensorens reaktionsværdi kan indstilles trinløst på 20 – 200 lux.
Justeringsskrue helt til højre = skumringsdrift ca. 200 lux.
Justeringsskrue helt til venstre = natmodus ca. 20 lux.

Driftsforstyrrelser (Fejl / Årsag ⇨ *Afhjælpning*)
Uden spænding / sikring defekt, ikke tilkoblet ⇨ *ny sikring, tænd for tænd-/slukkontakten, kontroller ledningen med en spændingstester.* **Lampen tænder ikke** / det er stadig for lyst ⇨ *vent indtil reaktionsværdien er nået eller indstil værdien igen* / pæremodul defekt ⇨ *pæremodul.* **Lampen slukker ikke** / det er endnu ikke lyst nok ⇨ *vent indtil reaktionsværdien er nået eller indstil værdien igen.*

Konformitetserklæring
Produktet overholder lavspændingsdirektivet 2006/95/EF, EMC-direktivet 2004/108/EF, RoHS-direktivet 2002/95/EF og Forkoblingsdirektivet 2000/55/EF.

Funktionsgaranti
Dette STEINEL-produkt er fremstillet med største omhu, afprøvet iht. de gældende forskrifter samt underlagt stikprøvekontrol. STEINEL garanterer for upåklagelig beskaffenhed og funktion. Garantien gælder i 36 måneder (gælder ikke for det vedlagte pæremodul) fra den dag, apparatet er solgt til forbrugeren. Ved materiale- og fabrikationsfejl ydes garantien gennem reparation eller ombytning efter vort valg. Der ydes ikke garanti ved skader på sliddele, ej heller ved skader og mangler, som skyldes ukorrekt behandling og vedligeholdelse. Garantien omfatter ikke følgeskader på fremmede genstande. Der ydes kun garanti mod forevisning af en kort fejlbeskrivelse samt af en bon eller kvittering (med dato og stempel). Derudover skal apparatet være indtakt og indpakket forsvarligt, når det fremsendes til serviceværkstedet.

Service:
Efter garantiperiodens udløb eller ved fejl, der ikke er dækket af garantien, kan apparatet repareres på vores værksted. Sørg for, at produktet er pakket forsvarligt ind under forsendelsen til nærmeste værksted. 11 W-pæremodulet fås som reservedel i en elforretning, i byggemarkeder eller via STEINEL.

STEINEL® German Quality
STEINEL® German Quality

STEINEL®
German Quality



i LN 1

↔	300 x 195 x 53 mm
	max. 11 W / 2G7
	230 - 240 V, 50 Hz
	20 - 200 Lux
	IP 54
	IK 07
	- 20°C / + 40°C

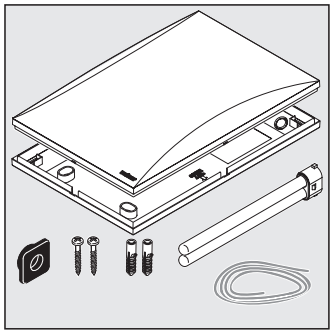

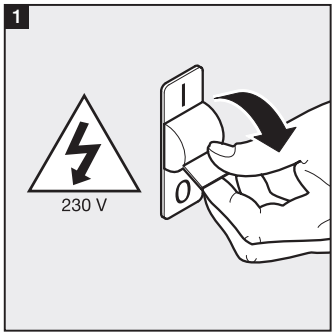

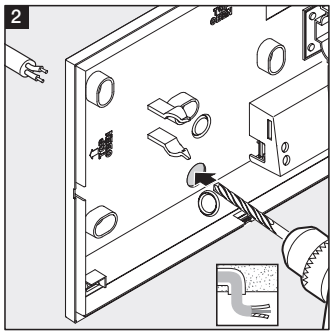

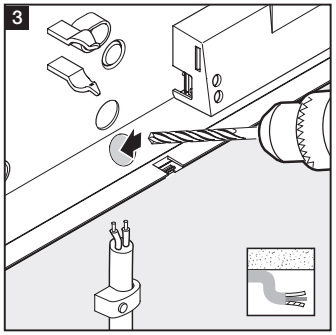

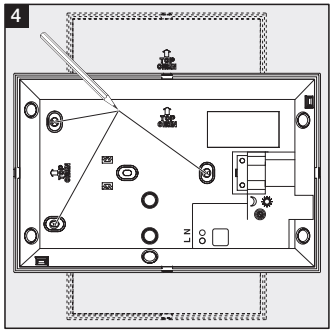

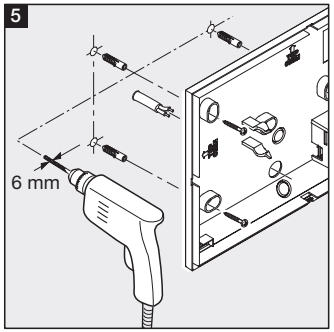

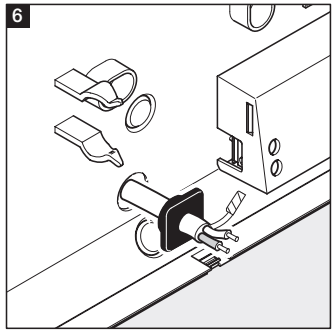

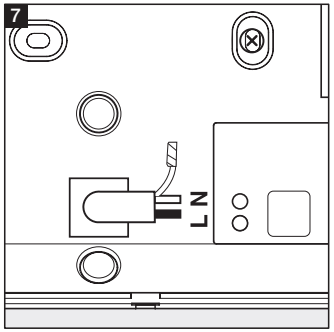

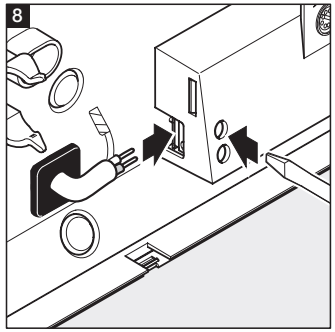

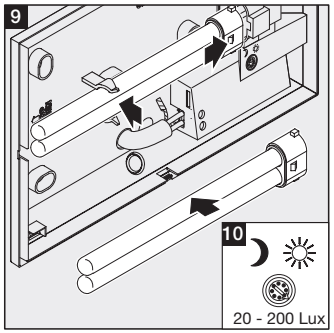

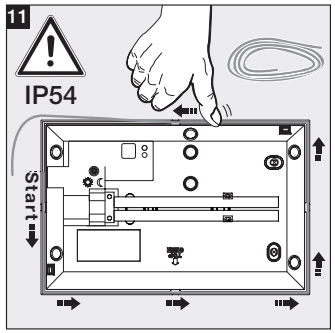

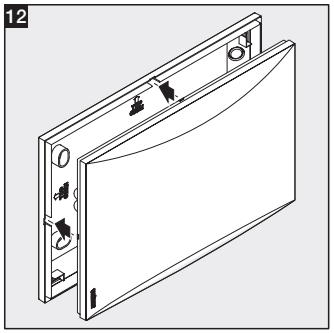



110014468 07/2010

SUOMI FIN

Toimintaperiaate
Tämä Night-Automatic-toiminnolla varustettu energiansäästövalaisin rekisteröi ympäristön valoisuuden ja kytkee valon automaattisesti hämärän tullessa ja sammuttaa sen jälleen aamun sarastaessa. Valaisin on helppo asentaa käyttövalmiiksi vaikkapa ulko-ovelle, terassille tai autokatokseen. LN 1:ssä on häikäisysuojus, jotta välitön poiskytkeytyminen vältettäisiin keinotekoisen valon (esim. autojen ajovalot, taskulamppu) yhteydessä. Aikaviive on noin 1 minuutin pituinen.

Turvaohjeet
- Asennettavassa sähköjohdossa ei saa asennuksen yhteydessä olla jännitettä. Katkaise ensin virta ja tarkista jännitteettömyys jännitteenkoettimella.
- Laite liitetään verkkojännitteeseen. Asennus on annettava alan ammattilaisen suoritettavaksi. Voimassa olevia asennus- ja liitäntäohjeita on noudatettava. (D-VDE 0100, A-ÖVE-ÖNORM E8001-1, CH-SEV 1000)
- Käytä vain alkuperäisiä varaosia
- Älä pura laitetta itse osiin. Ainoastaan ammattikorjaamo saa korjata laitteen.

Asennus 1 – 12
Asenna valaisin ulos. Reagoi ainoastaan päivänvaloon. Valaisin ei kytkeydy pois hyvin pimeissä kohdissa.
L = virtaa johtava johdin (useimmiten musta tai ruskea)
N = nollajohdin (useimmiten sininen)
PE = mahdollinen maajohdin (vihreä/keltainen)
Huom: Eristä PE-maajohdin (jos käytössä) teipillä.

Toiminta 10
Hämäräkytkimen säätö / kytkeytymiskynnys (tehtaalla suoritettu asetus: 200 luksi):
Tunnistimen portaattomasti asetettava kytkeytymiskynnys 20 – 200 luksia.
Säätöruuvin vasen ääriasento = n. 200 luksin hämäräkäyttö.
Säätöruuvin oikea ääriasento = n. 20 luksin yökäyttö.

Toimintahäiriöt (häiriö / syy ➪ häiriön poisto)
Jännite puuttuu / viallinen sulake, ei kytketty päälle ➪ *uusi sulake, kytke verkkokatkaisin päälle, tarkista johto jännitteenkoettimella.* **Valaisin ei kytkeydy päälle** / ympäristössä on vielä liian valoisaa ➪ *odota, kunnes kytkeytymiskynnys on saavutettu tai aseta arvo uudelleen* / valonlähde viallinen ➪ *vaihda valonlähde.* **Valaisin ei kytkeydy pois päältä** / ympäristössä ei vielä ole riittävän valoisaa ➪ *odota, kunnes kytkeytymiskynnys on saavutettu tai aseta arvo uudelleen.*

Selvitys yhdenmukaisuudesta
Tuote on pienjännitedirektiivin 2006/95/EY, EMC-direktiivin 2004/108/EY, RoHS-direktiivin 2002/95/EY ja liitäntälaitteita koskevan direktiivin 2000/55/EY asettamien vaatimusten mukainen.

Toimintatakuu
Tämä Steinel-tuote on valmistettu suurella tarkkuudella ja sen toiminta ja turvallisuus on testattu voimassa olevien määräysten mukaisesti. Lisäksi sille on suoritettu pistokoe. STEINEL myöntää takuun tuotteen moitteettomalle toiminnalle ja rakenteelle. Takuuaika on 36 kuukautta (ei koske mukana olevaa valonlähdettä) ostopäivästä alkaen. Tänä aikana STEINEL vastaa kaikista aine- ja valmistusvioista valintansa mukaan joko korjaamalla tai vaihtamalla vialliset osat. Takuun piiriin eivät kuulu kuluvat osat eivätkä vahingot, jotka ovat aiheutuneet väärästä huollosta tai käsittelystä tai laitteen putoamisesta. Takuu ei koske laitteen muille esineille mahdollisesti aiheuttamia vahinkoja. Takuu on voimassa vain, jos laitetta ei ole avattu itse ja se toimitetaan yhdessä lyhyen virhekuvauksen ja ostokuitin kanssa tai laskun (ostopäivämäärä ja myyjäliikkeen leima) kanssa hyvin pakattuna lähimpään huoltopisteeseen.

Huolto:
Takuuajan jälkeen tai takuun piiriin kuulumattoman vian ollessa kyseessä laitteen korjaa huoltopalvelumme. Pyydämme lähettämään tuotteen hyvin pakattuna lähimpään huoltopisteeseen.
11 W -valonlähteen voit hankkia varaosana sähköliikkeestä, rakennusliikkeestä tai STEINELin kautta.

STEINEL® German Quality
STEINEL® German Quality

STEINEL®
German Quality



i LN 1

↔	300 x 195 x 53 mm
	max. 11 W / 2G7
ϟ	230 - 240 V, 50 Hz
	20 - 200 Lux
	IP 54
	IK 07
	- 20°C / + 40°C

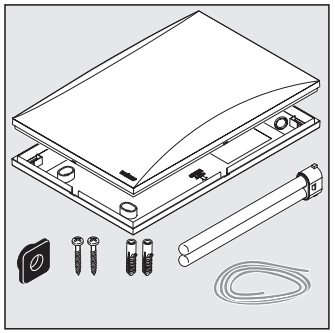

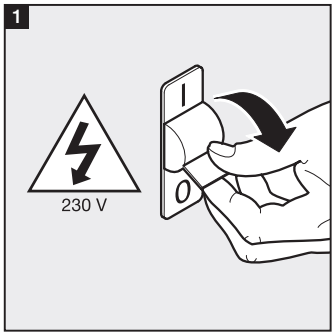

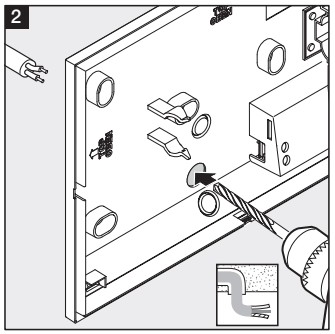

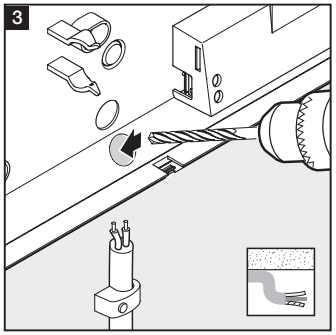

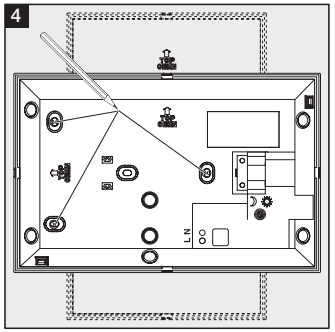

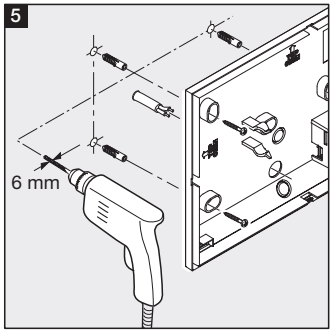

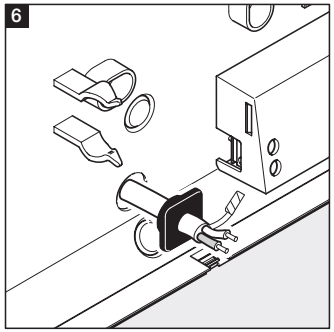

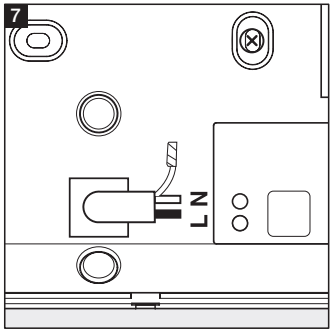

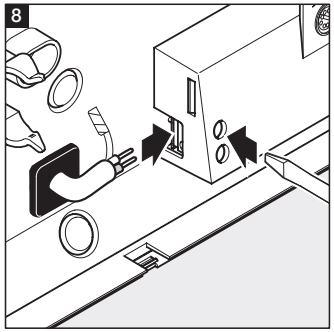

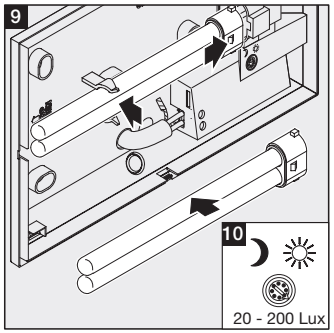

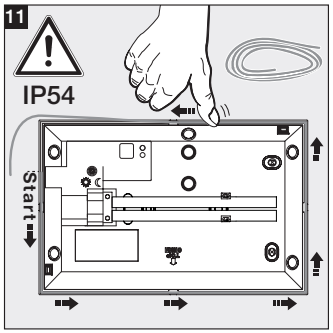

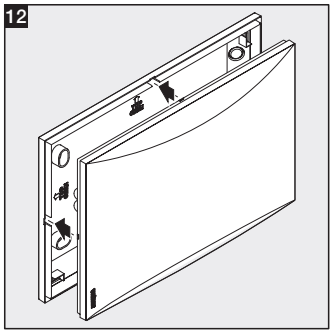



110014468 07/2010

NORSK N

Virkemåte
Denne energisparelampen med night-automatic registrerer lysstyrken i omgivelsene og tenner automatisk lyset når mørket senker seg og slukker det i grålysningen. Lys foran husdøren, på terrassen eller på carporten - lampen er raskt montert og klar til drift over alt. LN 1 har et blendevern for å forhindre at lyset slukkes umiddelbart ved kunstig belysningn (f.eks. billys/lommelykt). Tidsforsinkelsen er på ca. 1 minutt.

Sikkerhetsmerknader
- Under montering må strømledningen som skal koples til ikke være strømførende. Kontroller om spenningen er borte med en spenningstester.
- Under installasjon av lampen kommer man i berøring med strømnettet. Lampen skal derfor installeres av en fagperson i henhold til nasjonale installasjonsforskrifter og tilkoplingskrav. (D-VDE 0100, A-ÖVE-ÖNORM E8001-1, CH-SEV 1000)
- Bruk kun originale reservedeler.
- Ikke ta apparatet fra hverandre på egen hånd.Reparasjonen skal kun foretas på fagverksted.

Installasjon 1 – 12
Installer lampen ute. Reagerer kun på utelys. På meget mørke steder slukkes lampen ikke.
L = Fase (som regel svart eller brun)
N = Fase (som regel blå)
PE = eventuell jordingskabel (grønn/gul)
OBS: Isoler PE-jordingsledningen (dersom en slik finnes) med isoleringsbånd.

Funksjon 10
Skumringsinnstilling / reaksjonsnivå (forinnstilling: 200 Lux):
Sensoren har et trinnløst justerbart reaksjonsnivå fra 20 – 200 Lux.
Stillskruen helt til høyre = skumringsdrift ca. 200 Lux.
Stillskruen helt til venstre = nattdrift ca. 20 Lux.

Driftsforstyrrelser (Feil / Årsak ⇨ *Tiltak*)
Uten spenning / sikring defekt, ikke slått på ⇨ *ny sikring, slå på nettbryteren, kontroller ledningen med spenningstester.* **Lampen tennes ikke** / for lyse omgivelser ⇨ *vent til reaksjonsnivået er nådd eller still inn ny verdi* / lyselement defekt ⇨ *skift ut lyselementet.* **Lampen slukkes ikke** / omgivelsene er ikke lyse nok ennå ⇨ *vent til reaksjonsnivået er nådd eller still inn ny verdi.*

Konformitetserklæring
Produktet oppfyller kravene i lavspenningsdirektivet 2006/95/EGF, EMC-direktivet 2004/108/EF, RoHS-direktivet 2002/95/EF og direktivet 2000/55/EF om drosselspoler.

Funksjonsgaranti
Dette Steinel-produktet er fremstilt med største nøyaktighet. Det er prøvet mht. funksjon og sikkerhet i henhold til gjeldende forskrifter og deretter underkastet en stikkprøvekontroll. STEINEL gir full garanti for kvalitet og funksjon. Garantitiden utgjør 36 måneder (gjelder ikke for vedlagte lyselement), regnet fra dagen apparatet ble solgt til forbrukeren. Vi erstatter mangler som kan føres tilbake til fabrikasjonsfeil eller feil ved materialene. Garantien ytes ved reparasjon eller ved at deler med feil byttes ut. Garantien bortfaller ved skader på slitasjedeler eller for skader eller mangler som oppstår som følge av ufagmessig bruk eller vedlikehold. Følgeskader ved bruk (skader på andre gjenstander) dekkes ikke av garantien. Garantien ytes bare hvis hele apparatet pakkes godt inn og sendes til importøren. Legg ved en kort beskrivelse av feilen samt kvittering eller regning.

Service:
Etter garantitidens utløp, eller ved mangler som ikke dekkes av garantien, kan vårt verksted foreta reparasjoner. Vennligst pakk apparatet godt inn og send det til importøren.
11 W lyselementer fås som reservedel i elektrohandel, byggvarehandel eller via STEINEL.

STEINEL®
German Quality



i LN 1

↔	300 x 195 x 53 mm
	max. 11 W / 2G7
	230 - 240 V, 50 Hz
	20 - 200 Lux
	IP 54
	IK 07
	- 20°C / + 40°C

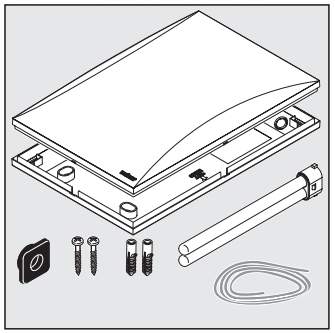

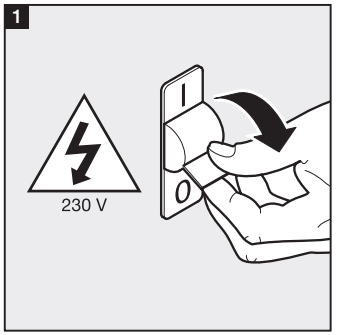

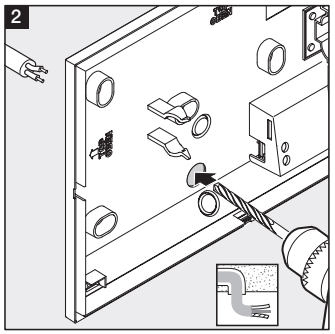

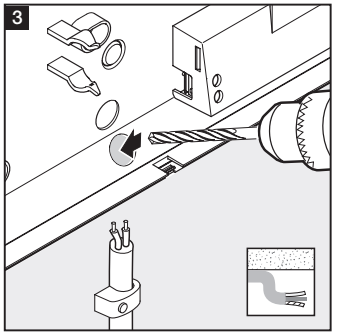

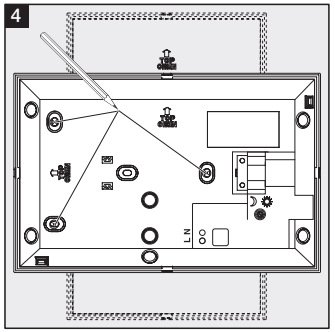

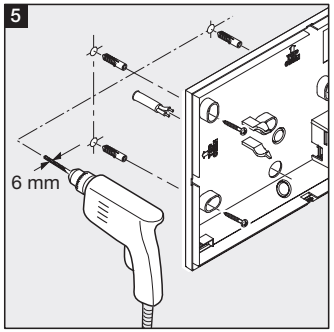

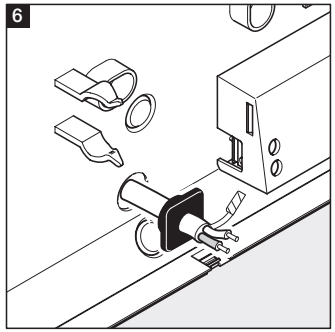

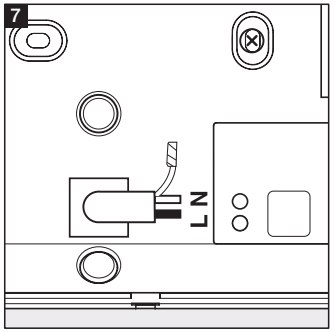

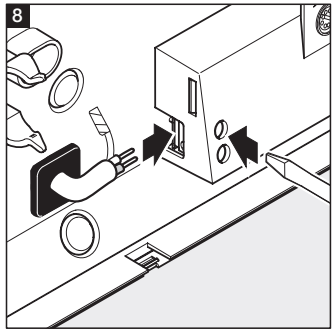

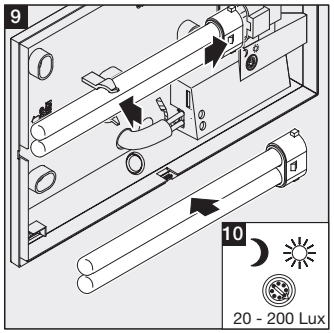

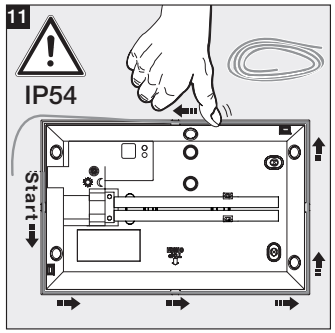

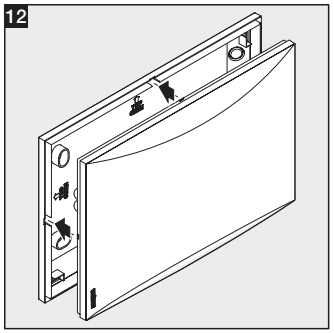



110014468 07/2010

ΕΛΛΗΝΙΚΑ GR

Η αρχή λειτουργίας
Η λάμπα μικρής κατανάλωσης ενέργειας με σύστημα Night-Automatic ανιχνεύει τη φωτεινότητα του περιβάλλοντος και όταν αρχίζει να σκοτεινιάζει ενεργοποιεί αυτόματα το φως και το απενεργοποιεί πάλι όταν αρχίζει να ξημερώνει. Η λάμπα αυτή συναρμολογείται γρήγορα παντού και είναι έτοιμη προς λειτουργία για να φωτίζει την είσοδο του σπιτιού, το μπαλκόνι ή το γκαράζ οχημάτων. Ο λαμπτήρας LN 1 διαθέτει προστατευτική μάσκα προς αποφυγή άμεσης απενεργοποίησης σε περίπτωση τεχνητού φωτισμού (π.χ. προβολείς αυτοκινήτου/φακός). Η καθυστέρηση ανέρχεται περ. σε 1 λεπτό.

Υποδείξεις ασφάλειας
- Κατά την εγκατάσταση ο προς σύνδεση ηλεκτρικός αγωγός πρέπει να είναι ελεύθερος ηλεκτρικής τάσης. Για το λόγο αυτό πρέπει πρώτα να διακόπτετε το ηλεκτρικό ρεύμα και να ελέγχετε με δοκιμαστικό τάσης αν πράγματι έχει διακοπεί η παροχή ηλεκτρικής τάσης.
- Κατά την εγκατάσταση της συσκευής πρόκειται για εργασία στο δίκτυο ηλεκτρικής τάσης. Συνεπώς θα πρέπει να εκτελείται από εξειδικευμένο προσωπικό και σύμφωνα με τις σχετικές προδιαγραφές εγκατάστασης και τους κανονισμούς σύνδεσης. (D- VDE 0100, A-ÖVE-ÖNORM E8001-1, CH-SEV 1000)
- Χρησιμοποιείτε μόνο γνήσια ανταλλακτικά
- Δεν επιτρέπεται να αποσυναρμολογείτε μόνοι σας τη συσκευή. Οι επισκευές επιτρέπεται να εκτελούνται μόνο από εξειδικευμένο συνεργείο.

Εγκατάσταση 1 – 12
Εγκατάσταση λαμπτήρα σε εξωτερικό χώρο. Αντιδρά μόνο σε φως ημέρας. Σε πολύ σκοτεινά σημεία ο λαμπτήρας δεν απενεργοποιείται.
L = Καλώδιο φάσης (συνήθως μαύρο ή καφέ)
N = Ουδέτερος αγωγός (συνήθως μπλε)
PE = Ενδεχ. αγωγός γείωσης (πράσινο/κίτρινο)
Προσοχή: Αν υπάρχει αγωγός γείωσης PE, μονώστε τον με μονωτική ταινία.

Λειτουργία 10
Ρύθμιση λυκόφωτος / όριο ευαισθησίας (ρύθμιση εργοστασίου: 200 Lux):
Συνεχής ρύθμιση ορίου ευαισθησίας του αισθητήρα από 20 – 200 Lux.
Ρυθμιστής σε σημείο αναστολής δεξιά = Λειτουργία λυκόφωτος περ. 200 Lux.
Ρυθμιστής σε σημείο αναστολής αριστερά = Λειτουργία νύχτας περ. 20 Lux.

Διαταραχές λειτουργίας (Διαταραχή / Αιτία ➪ *Βοήθεια*)
Χωρίς τάση / Ασφάλεια ελαττωματική, δεν ενεργοποιήθηκε ➪ *Νέα ασφάλεια, ενεργοποίηση διακόπτη δικτύου, έλεγχος κυκλώματος με δοκιμαστικό τάσης.* **Λάμπα δεν ενεργοποιείται** / Περιβάλλον ακόμα πολύ φωτεινό ➪ *Αναμένετε έως ότου σημειωθεί όριο ευαισθησίας ή ρυθμίστε νέα τιμή* / Φωτιστικό μέσο ελαττωματικό ➪ *Αντικατάσταση φωτιστικού μέσου.* **Λάμπα δεν απενεργοποιείται** / Περιβάλλον δεν είναι αρκετά φωτεινό ➪ *Αναμένετε έως ότου σημειωθεί όριο ευαισθησίας ή ρυθμίστε νέα τιμή.*

Δήλωση συμμόρφωσης
Το προϊόν ανταποκρίνεται στην Οδηγία περί χαμηλών τάσεων 2006/95/Ε.Κ., στην Οδηγία περί ηλεκτρομαγνητικής συμβατότητας 2004/108/Ε.Κ., στην Οδηγία RoHS 2002/95/Ε.Κ. και στην Οδηγία περί ηλεκτρικών σταθεροποιητών 2000/55/Ε.Κ.

Εγγύηση λειτουργίας
Αυτό το προϊόν της εταιρίας STEINEL κατασκευάστηκε με μεγάλη προσοχή, ελέγχθηκε σχετικά με τη λειτουργία του και την τεχνική του ασφάλεια σύμφωνα με τους ισχύοντες κανονισμούς και κατόπιν υποβλήθηκε σε δειγματοληπτικό έλεγχο. Η εταιρία STEINEL αναλαμβάνει την εγγύηση για άψογη κατάσταση και λειτουργία. Η διάρκεια εγγύησης ανέρχεται σε 36 μήνες (δεν ισχύει για το συνημμένο φωτιστικό μέσο) και αρχίζει με την ημέρα πώλησης στον καταναλωτή. Διορθώνουμε ελαττώματα που οφείλονται σε ελαττωματικο υλικό ή σε σφάλματα κατασκευής, η παροχή εγγύησης γίνεται με επισκευή ή αντικατάσταση ελαττωματικών εξαρτημάτων σύμφωνα με δική μας επιλογή. Η παροχή εγγύησης εκπίπτει για βλάβες σε εξαρτήματα φθοράς και για βλάβες και ελαττώματα που οφείλονται σε ακατάλληλο χειρισμό ή ακατάλληλη συντήρηση. Περαιτέρω επακόλουθες βλάβες σε ξένα αντικείμενα αποκλείονται. Η εγγύηση παρέχεται μόνο εφόσον η μη αποσυναρμολογημένη συσκευή αποσταλεί με σύντομη περιγραφή σφάλματος, απόδειξη ταμείου ή τιμολόγιο (ημερομηνία αγοράς και σφραγίδα εμπόρου), καλά συσκευασμένη στην αρμόδια υπηρεσία σέρβις.

Σέρβις:
Επισκευές μετά την πάροδο του χρόνου εγγύησης ή επισκευές ελαττωμάτων χωρίς εγγυητική αξίωση εκτελούνται από το σέρβις του εργοστασίου μας. Σας παρακαλούμε να αποστείλετε το προϊόν καλά συσκευασμένο στην πλησιέστερη υπηρεσία σέρβις.
Το φωτιστικό μέσο 11 W μπορείτε να το προμηθευτείτε ως ανταλλακτικό στο ειδικό εμπόριο, σε καταστήματα ηλεκτρικών ειδών ή μέσω της εταιρίας STEINEL.

STEINEL®
German Quality



i LN 1

↔	300 x 195 x 53 mm
	max. 11 W / 2G7
ϟ	230 - 240 V, 50 Hz
	20 - 200 Lux
	IP 54
	IK 07
	- 20°C / + 40°C

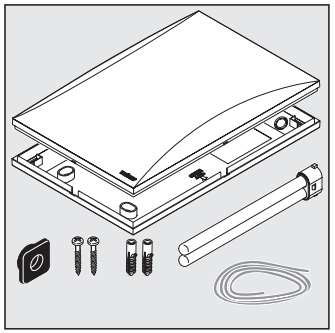

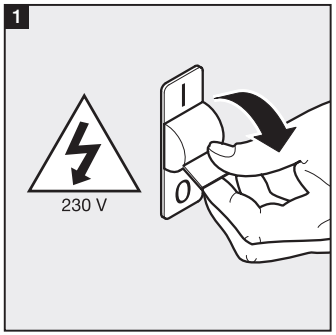

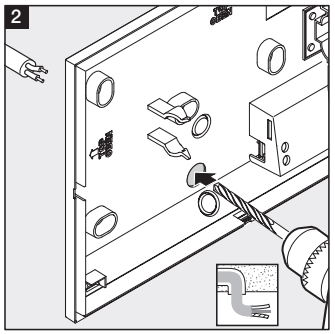

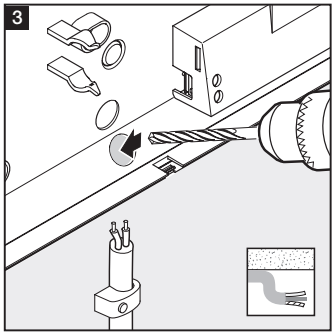

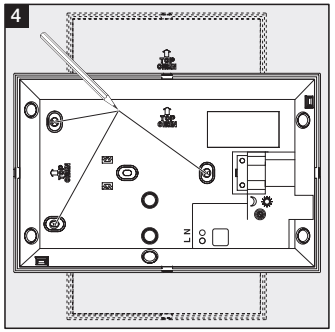

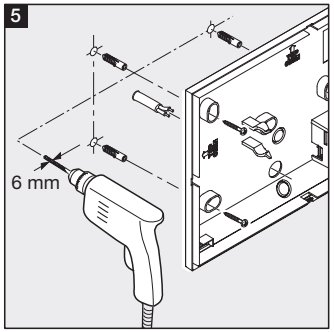

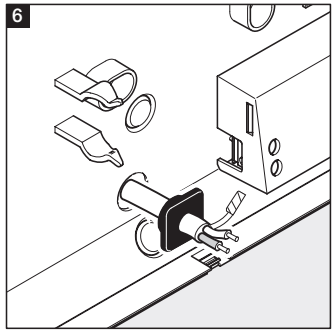

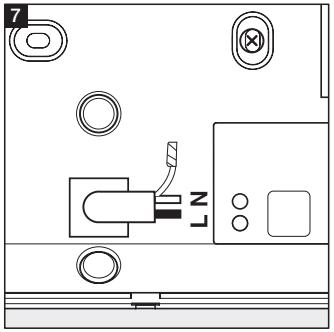

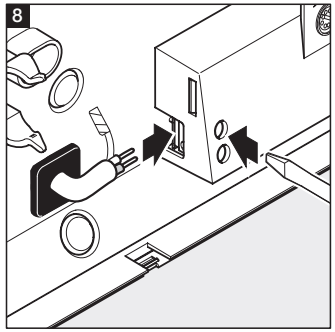

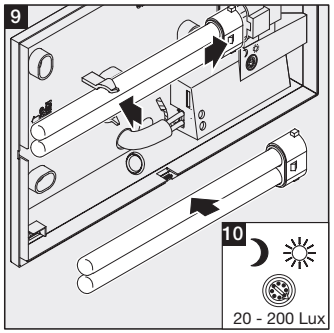

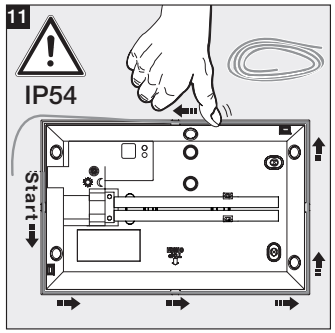

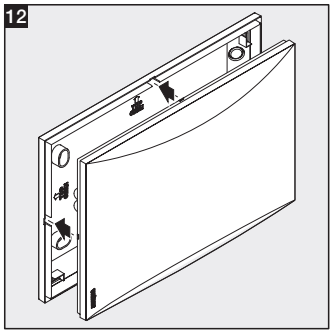



110014468 07/2010

TÜRKÇE TR

Çalışma Prensibi
Night-Automatic enerji tasarruf lambası ortam aydınlık derecesini algılar ve bağlı olan lambayı otomatik olarak yakar ve sabahın erken saatlerinde (tan yeri ağarırken) tekrar kapatır. Kapı giriş lambası, teras veya kamp yerindeki lamba devreye alınacağında bu sistem ile kolay şekilde işletmeye alınabilir. LN 1 üzerinde bir ışık koruması bulunur ve bu koruma donanımı suni ışık algılandığında (örneğin otomobil farı/el feneri) ışığın derhal kapatılmasını engeller. Zaman gecikmesi yaklaşık 1 dakikadır.

Güvenlik Bilgileri
- Montaj çalışması esnasında bağlanacak olan elektrik kablosundan akım geçmemelidir. Bu nedenle önce elektrik akımını kesin ve sonra kabloda gerilim olmadığını voltaj kontrol cihazı ile kontrol edin.
- Lambanın tesisat çalışması elektrik şebekesi üzerinde yapılan bir çalışmadır. Bu nedenle sözkonusu çalışma geçerli olan tesisat yönetmelikleri ve bağlama şartlarına göre uzman bir personel tarafından yapılacaktır. (D- VDE 0100, A-ÖVE-ÖNORM E8001-1, CH-SEV 1000)
- Sadece orijinal yedek parça kullanın.
- Cihazı kendiniz parçalarına ayırmayın. Onarım çalışmaları sadece yetkili servisler tarafından yapılacaktır.

Tesisat 1 – 12
Lambayı dış mekanlara monte edin. Sadece gün ışığına duyarlıdır. Çok karanlık bölgelerde lamba kapanmaz.
L = Akım geçiren kablo (genellikle siyah veya kahverengi renklidir)
N = Nötr iletken (genellikle mavi)
PE = muhtemel koruyucu (toprak hattı) iletken (yeşil/sarı)
Dikkat: PE Koruyucu iletken, bulunması durumunda izolasyon bandı ile bantlayın.

Fonksiyon 10
Alaca Karanlık Ayarı / Devreye Girme Sınırı (Fabrika çıkış ayarı: 200 Lux):
Sensörün 20 – 200 Lux arasında kademesiz olarak ayarlanabilen devreye girme sınırı.
Ayar regülatörü sağa dayandığında = Alaca karanlık işletmesi yakl. 200 Lux.
Ayar regülatörü sola dayandığında = Gece işletmesi yakl. 20 Lux.

İşletme Arızaları (Arıza / Sebebi ⇨ Tamir)
Gerilim beslemesi yok / Sigorta arızalı, lamba şalterine basılmadı ⇨ *Yeni sigorta takın, şalteri açın, voltaj kontrol cihazı ile kabloyu kontrol edin.* **Lamba devreye girmiyor** / Ortam daha aydınlık ⇨ *Devreye girme sınırına erişilmesini bekleyin veya değeri yeniden ayarlayın* / Ampul arızalı ⇨ *Ampulü değiştirin.* **Lamba kapanmıyor** / Ortam daha yeterince aydınlık değil ⇨ *Devreye girme sınırına erişilmesini bekleyin veya değeri yeniden ayarlayın.*

Uygunluk Açıklaması
Bu ürün, 2006/95/AT nolu Alçak Gerilim Direktifi, 2004/108/AT nolu Elektromanyetik Uyumluluk Direktifi, RoHS direktifi 2002/95/AT ve 2000/55/AT nolu lamba direktifini karşılar.

Fonksiyon Garantisi
Bu STEINEL ürünü yüksek itina ile üretilmiş olup geçerli olan yönetmeliklere uygun olarak fonksiyon ve güvenlik testlerinden geçirilmiş ve son olarak numune kontrolü işlemleri uygulanmıştır. STEINEL firması ürünün mükemmel durumda ve fonksiyon özelliklerine sahip olduğunu garanti eder. Cihaz 36 ay garantilidir ve garanti süresi cihazın alıcıya satıldığı günden itibaren başlar (cihaz ile birlikte sevk edilen ampul garanti kapsamına dahil değildir). Firmamız malzeme ve imalat hatalarından kaynaklanan arızaları giderir, garanti kapsamında verilen bu hizmetler arızalı parçanın onarımı veya değiştirilmesi şeklinde yapılır ve bu seçime firmamız karar verir. Sarf malzemeleri, yönetmeliklere aykırı kullanım veya bakımdan kaynaklanan hasar ve eksiklikler garanti kapsamına dahil değildir. Bunun dışında yabancı eşyalar üzerinde oluşacak müteakip hasarlarda firmamızdan herhangi bir hak iddia edilemez. Garanti hizmetlerinden faydalanmak sadece, cihaz sökülmeden ve parçalarına ayrılmadan, özet arıza açıklaması, kasa fişi veya fatura (satın alış tarihini belirten bayi kaşesi ile) ile iyi şekilde ambalajlanarak yetkili servis merkezine gönderilmesi ile gerçekleşir.

Servis:
Garanti süresi dolduktan sonra oluşan arızalar veya garanti kapsamında bulunmayan parçaların hasarlanması durumunda fabrika servisimiz gerekli tamir hizmetlerini verir. Bunun için lütfen cihazı iyi şekilde ambalajlayarak en yakın servis merkezimize postalayın.
11 W ampulünü yedek parça olarak elektrik ihtisas mağazalarında, yapı marketlerde veya STEINEL firmasından temin edebilirsiniz.

STEINEL® German Quality
STEINEL® German Quality

STEINEL®
German Quality



i LN 1

↔	300 x 195 x 53 mm
	max. 11 W / 2G7
	230 - 240 V, 50 Hz
	20 - 200 Lux
	IP 54
	IK 07
	- 20°C / + 40°C

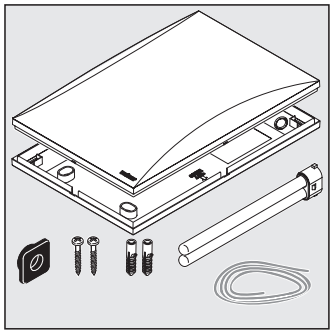

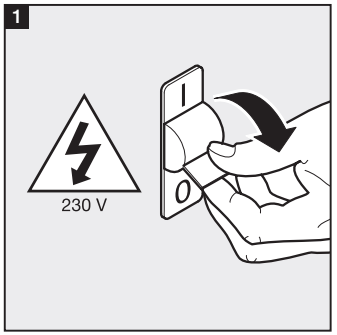

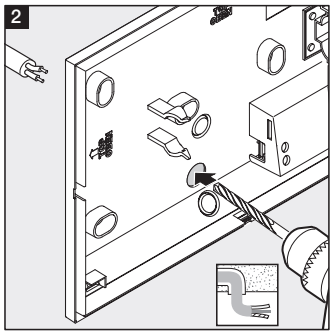

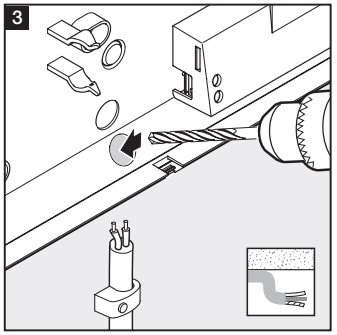

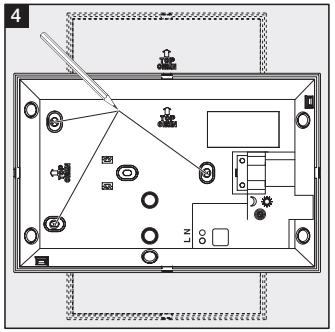

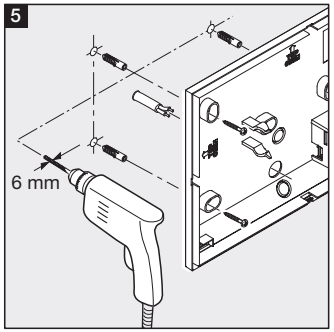

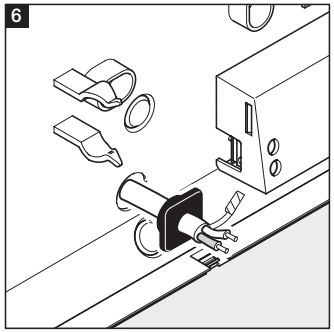

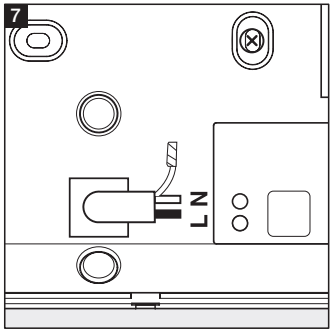

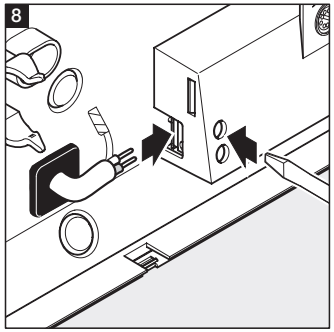

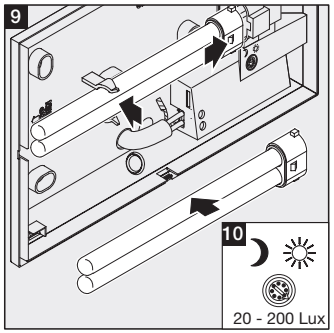

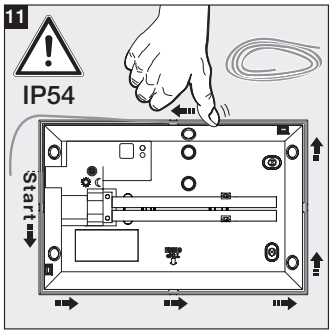

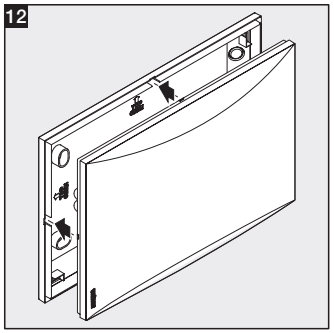



110014468 07/2010

MAGYAR H

Működési elv
Ez a Night-Automatic-kal rendelkező energiatakarékos lámpa érzékeli a környezet megvilágításának erősségét, és a sötétség beálltakor automatikusan be-, majd hajnalban automatikusan kikapcsolja a világítást. Akár a kapunál, a teraszon, vagy a garázsbeállónál kell a lámpát bekapcsolni, a lámpa mindenütt gyorsan felszerelhető és üzembe helyezhető. Mesterséges megvilágítás (pl. gépjármű-fényszóró/zseblámpa) esetén az azonnali kikapcsolás elkerülésére, az LN 1 vakításvédelemmel rendelkezik. A késleltetés kb. 1 perc.

Jól őrizze meg.
- Szereléskor a csatlakoztatni kívánt vezetéknek feszültségmentesnek kell lennie. Ezért a szerelés megkezdése előtt kapcsolja le az áramot, és feszültség-ellenőrző segítségével ellenőrizze a feszültségmentességet!
- A berendezés felszerelésekor hálózati feszültséggel dolgozik. Ezeket a munkákat ezért szakember által, az adott ország szerelési és csatlakoztatási előírásainak megfelelően kell végrehajtani. (D- VDE 0100, A-ÖVE-ÖNORM E8001-1, CH-SEV 1000)
- Csak eredeti alkatrészeket használjon!
- Ne szerelje szét a berendezést! Javítását csak szakszerviz végezheti.

Felszerelés 1 – 12
A lámpát kültérbe kell felszerelni. Csak nappali fényre reagál. Nagyon sötét helyeken a lámpa nem kapcsol ki.
L = fázisvezeték (többnyire fekete vagy barna)
N = nulla vezeték (többnyire kék)
PE = esetleges védőföldelés (zöld/sárga)
Figyelem: A PE-védőföldelést, ha van, szigetelőszalaggal szigetelni.

Funkciók 10
Alkonykapcsoló-beállítás / Érzékenységi küszöb (gyári beállítás: 200 Lux):
Az érzékelő érzékelési küszöbe fokozatmentesen állítható 20 – 200 Lux között.
A szabályozó jobb oldali állása = alkonyati üzem, kb. 200 lux-nál.
A szabályozó bal oldali állása = alkonyati üzem, kb. 20 lux-nál.

Üzemzavarok (Üzemzavar / Ok ⇨ *Megoldás*)
Nincs feszültség / Kiégett a biztosíték, nincs bekapcsolva ⇨ *új biztosíték, kapcsolja be a hálózati kapcsolót, ellenőrizze a vezetéket feszültségellenőrzővel.* **A lámpa nem kapcsol be** / A környezet még túl világos ⇨ *várjon, amíg eléri az érzékenységi küszöböt, vagy állítsa be újra az értéket* / A világítótest kiégett ⇨ *cserélje ki a világítótestet.* **A lámpa nem kapcsol ki** / A környezet még nem elég világos ⇨ *várjon, amíg eléri az érzékenységi küszöböt, vagy állítsa be újra az értéket.*

Megfelelési tanúsítvány
Ez a termék megfelel a 2006/95/EG kisfeszültségre vonatkozó, az EMV 2004/108/EG , az RoHS 2002/95/EG és az előkapcsolt készülékekre vonatkozó 2000/55/EG irányelveknek.

Működési garancia
Ezt a Steinel-terméket a legnagyobb gondossággal készítették, az érvényes előírásoknak megfelelően működését és biztonságát ellenőrizték, majd szúrópróba során tesztelték. A STEINEL garanciát vállal a kifogástalan minőségre és működésre. A garancia ideje 36 hónap (amely csak a mellékelt világítótestre érvényes), a vásárlás napjától kezdődően. Minden olyan hibát kijavítunk, ami anyag- vagy gyártási hibára vezethető vissza. A garancia teljesítésének módját mi választjuk meg: ez lehet a hibás rész javítása vagy cseréje. Nem vállalunk garanciát kopásnak kitett alkatrészekre és olyan károsodásokra, amit szakszerűtlen kezelés vagy karbantartás okozott. Más tárgyakra következményként átterjedő károk a garanciából ki vannak zárva. A garanciát csak akkor vállaljuk, ha a készüléket szétszereletlen állapotban, a hiba rövid leírásával, pénztárbizonylattal vagy számlával (vétel időpontjával, kereskedő pecsétjével) együtt, szakszerűen becsomagolva az illetékes szervizállomásra küldték.

Szerviz:
A garanciaidő eltelte után, vagy nem garanciás esetekben gyári szervizünk elvégzi a javításokat. Kérjük, hogy a terméket szakszerűen becsomagolva küldje a legközelebbi szervizbe.
A 11 W-os világítótest alkatrészként kapható az elektromos szaküzletekben, a barkácsáruházakban, vagy a STEINEL-nél.

STEINEL® German Quality
STEINEL® German Quality

STEINEL®
German Quality



i LN 1

↔	300 x 195 x 53 mm
	max. 11 W / 2G7
	230 - 240 V, 50 Hz
	20 - 200 Lux
	IP 54
	IK 07
	- 20°C / + 40°C

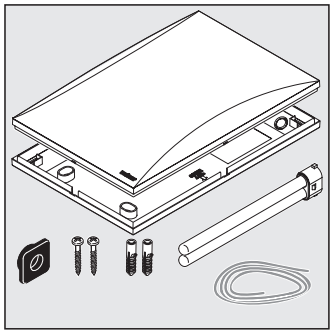

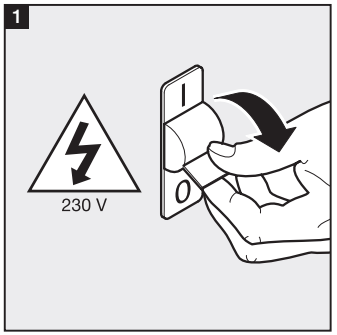

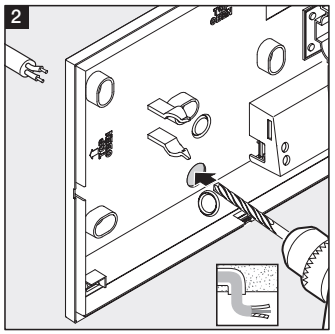

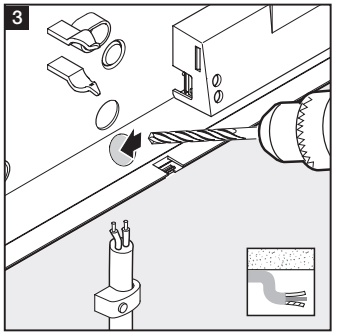

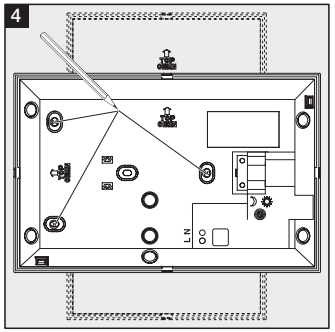

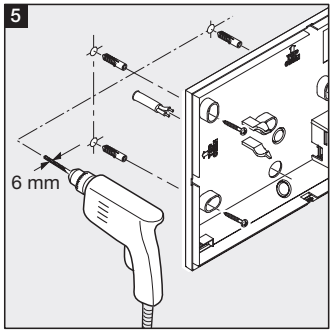

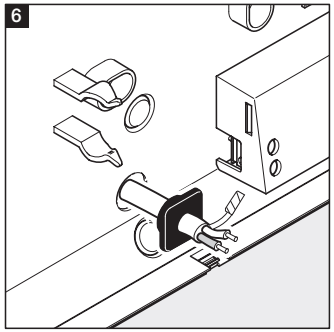

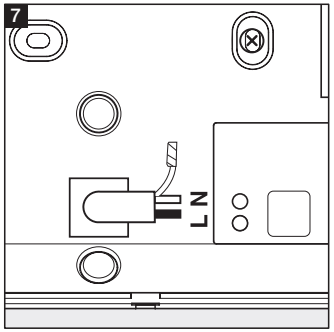

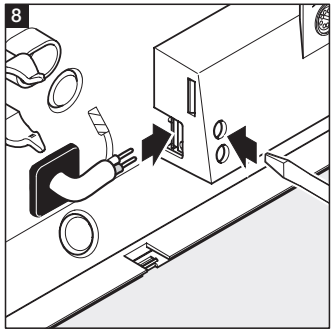

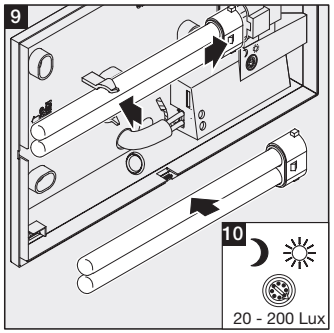

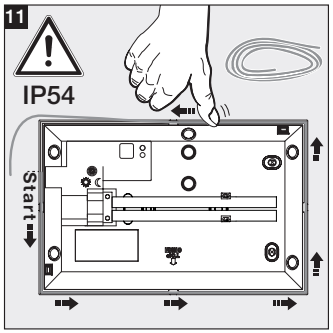

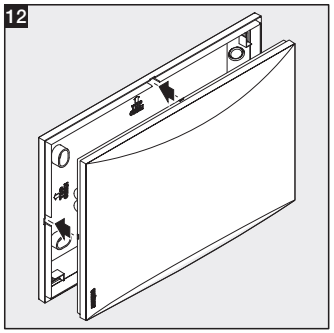



110014468 07/2010

ČESKY

CZ

Princip činnosti

Toto úsporné svítidlo s nočním automatickým spínáním (Night-Automatic) registruje intenzitu světla v okolí a při nastávající tmě automaticky rozsvítí světlo a při svítání jej opět vypne. Je jedno, zda má být světlo zapínáno před domovními dveřmi, na terase nebo u vrat garáže, svítidlo lze všude rychle namontovat a připravit k používání. LN 1 má clonu proti osvícení, aby bylo zabráněno okamžitému vypnutí při umělém osvětlení (např. světlomet automobilu/kapesní svítilna). Doba prodlevy činí asi 1 minutu.

Bezpečnostní pokyny

- Připojované elektrické vedení nesmí být během montáže pod napětím. Proto je nejprve třeba vypnout proud a poté pomocí zkoušečky napětí zkontrolovat, zda je vedení bez napětí.
- Při instalaci přístroje se jedná o práci na síťovém napětí. Musí proto být provedena odborně podle obvyklých předpisů pro instalaci elektrických zařízení a podmínek jejich připojení dle ČSN. (D- VDE 0100, A-ÖVE-ÖNORM E8001-1, GB-SEV 1000)
- Používejte jen originální náhradní díly.
- Přístroj sami nedemontujte. Opravu může provést jen odborný servis.

Instalace 1 – 12

Svítidlo nainstalujte do venkovní oblasti. Reaguje jen na denní světlo. Na velmi tmavých místech svítidlo nezhasne.
L = fázový vodič (většinou černý nebo hnědý)
N = neutrální vodič (většinou modrý)
PE = případný ochranný vodič (zelenožlutý)
Pozor: Ochranný vodič PE, je-li k dispozici, izolovat lepicí páskou.

Funkce 10

Soumrakové nastavení/práh citlivosti (nastavení z výroby: 200 Lux):
Práh citlivosti senzoru je možno nastavovat plynule v rozmezí od 20 do 200 lx.
Otočení regulátoru k pravému dorazu = soumrakový provoz, tedy asi 200 lx.
Otočení regulátoru k levému dorazu = noční provoz, tedy asi 20 lx.

Provozní poruchy (porucha / příčina ⇨ náprava)

Bez napětí / defektní pojistka, síťový vypínač není zapnutý ⇨ *nová pojistka, zapněte síťový vypínač, zkoušečkou napětí zkontrolujte výkon.* **Svítidlo není zapnuté** / velká intenzita světla v okolí ⇨ *počkejte, až bude dosaženo prahu citlivosti nebo znovu nastavte hodnotu* / žárovka defektní ⇨ *vyměňte žárovku.* **Svítidlo nevypíná** / malá intenzita světla v okolí ⇨ *počkejte, až bude dosaženo prahu citlivosti nebo nastavte novou hodnotu.*

Prohlášení o shodě

Výrobek splňuje směrnici nízkého napětí 2006/95/EC, směrnici elektromagnetické kompatibility 2004/108/EC, směrnici RoHS 2002/95/EC a směrnici o předřadných přístrojích 2000/55/EC.

Záruka za funkčnost

Tento výrobek firmy STEINEL je vyráběn s maximální pozorností věnovanou jeho funkčnosti a bezpečnosti, které byly vyzkoušeny podle platných předpisů, přičemž se výrobek rovněž podrobil namátkové výstupní kontrole. Firma STEINEL přebírá záruku za bezvadné provedení a funkčnost. Záruka se poskytuje v délce 36 měsíců (neplatí pro přiloženou žárovku) a začíná dnem prodeje výrobku spotřebiteli. Odstraněny vám budou výrobní vady a závady zapříčiněné vadným materiálem, přičemž záruka spočívá v opravě nebo výměně výrobku dle rozhodnutí servisu. Záruka se nevztahuje na vady a škody na dílech podléhajících opotřebení, na škody zapříčiněné nesprávným zacházením nebo údržbou ani na rozbití způsobené pádem. Uplatňování dalších nároků následných škod na cizích věcech je vyloučeno. Záruka bude uznána jen tehdy, bude-li nedemontovaný přístroj dobře zabalen, přiložen krátký popis závady, pokladní stvrzenka nebo faktura (datum prodeje a razítko prodejny), poslán na adresu příslušného servisu.

Servis:

Naše servisní opravny provádějí rovněž opravy po uplynutí záruční doby nebo opravy závad, na které se záruka nevztahuje. Dobře zabalený výrobek zašlete, prosím, i v tomto případě nejbližšímu servisnímu středisku.
Žárovku 11 W obdržíte jako náhradní díl ve specializované prodejně s elektrickými potřebami, v obchodě se stavebními a domácími potřebami nebo u firmy STEINEL.

STEINEL® German Quality
STEINEL® German Quality
STEINEL® German Quality

STEINEL®
German Quality



i LN 1

↔	300 x 195 x 53 mm
	max. 11 W / 2G7
	230 - 240 V, 50 Hz
	20 - 200 Lux
	IP 54
	IK 07
	- 20°C / + 40°C

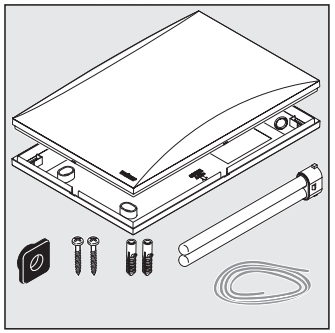

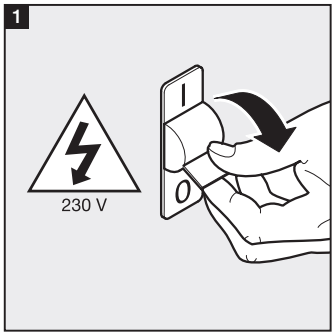

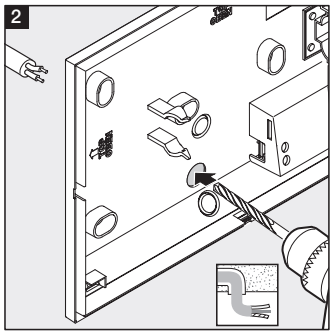

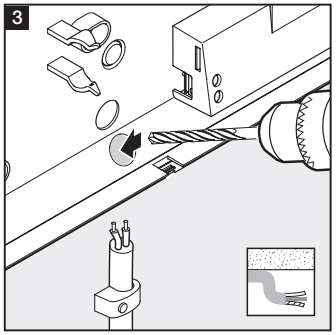

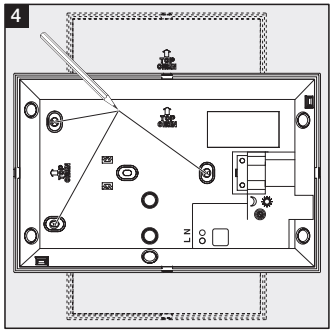

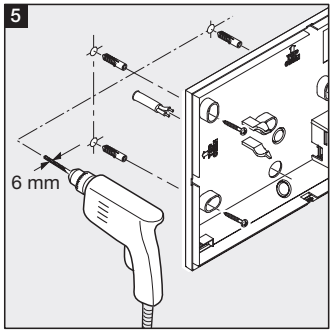

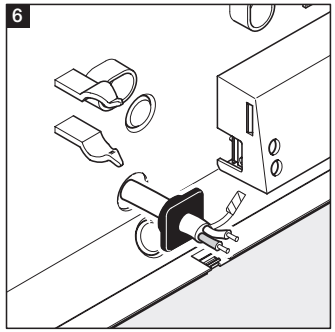

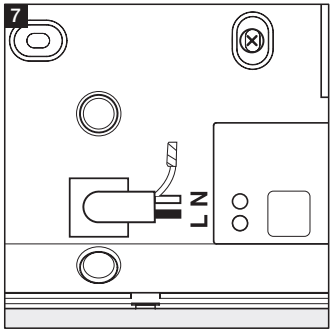

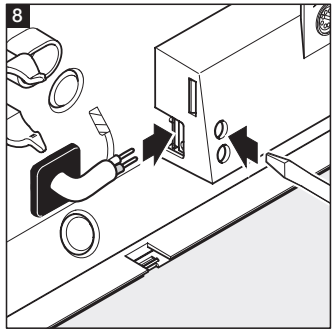

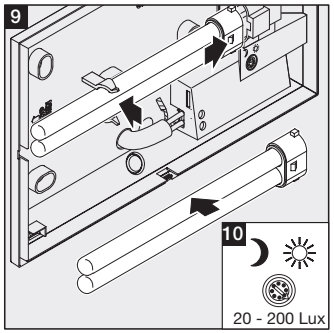

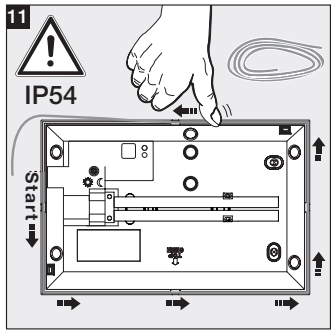

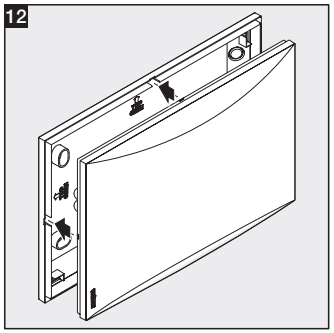



110014468 07/2010

SLOVENSKY SK

Princíp
Toto energeticky úsporné svietidlo s nočnou automatikou registruje intenzitu osvetlenia prostredia a pri nastávajúcom súmraku automaticky zapne svetlo a pri brieždení ho opäť vypne. Či sa má zapínať svetlo pred domovými dverami, na terase alebo na garážovacej ploche, svietidlo je všade rýchlo namontované a pripravené na prevádzku. Svietidlo LN 1 je vybavené ochrannou clonou, ktorá zamedzuje okamžitému vypnutiu pri umelom osvetlení (napr. reflektor auta/vrecková baterka). Časové oneskorenie predstavuje cca 1 minútu.

Bezpečnostné pokyny
- Pri montáži musí byť pripájané elektrické vedenie zbavené napätia. Preto je potrebné najskôr vypnúť elektrický prúd a skontrolovať beznapäťovosť pomocou skúšačky napätia.
- Pri inštalácii svietidla ide o prácu na elektrickom napätí. Musí ju preto vykonať osoba s príslušnou elektrotechnickou kvalifikáciou v súlade s národnými inštalačnými predpismi a pripájacími podmienkami. (D- VDE 0100, A-ÖVE-ÖNORM E8001-1, CH-SEV 1000)
- Používajte len originálne náhradné dielce.
- Nesnažte sa sami rozmontovať svietidlo. Opravy môže vykonávať len autorizovaný servis.

Inštalácia 1 – 12
Svietidlo nainštalujte v exteriéri. Reaguje len na denné svetlo. Na veľmi tmavých miestach svietidlo nevypína.
L = fázový vodič (najčastejšie čierny alebo hnedý)
N = nulový vodič (zväčša modrý)
PE = prípadný ochranný vodič (zelený/žltý)
Pozor: Ochranný vodič PE, ak je k dispozícii, zaizolujte izolačnou lepiacou páskou.

Funkcia 10
Nastavenie stmievania/prah citlivosti (nastavenie výrobcu: 200 lux):
Plynulo nastaviteľný prah citlivosti senzora od 20 – 200 lux.
Regulátor nadoraz vpravo = prevádzka za súmraku cca 200 lux.
Regulátor nadoraz vľavo = nočná prevádzka cca 20 lux.

Prevádzkové poruchy (Porucha / Príčina ⇨ *Možnosť odstránenia*)
Chýba napätie / poistka je chybná, svietidlo nie je zapnuté ⇨ *vymeniť poistku, zapnúť sieťový vypínač, skontrolovať vedenie pomocou skúšačky napätia.* **Svietidlo sa nezapína** / okolie je ešte príliš svetlé ⇨ *čakať, kým sa dosiahne prah citlivosti alebo nastaviť hodnotu nanovo* / svetelný zdroj je chybný ⇨ *vymeniť svetelný zdroj.* **Svietidlo sa nevypína** / okolie nie je ešte dostatočne svetlé ⇨ *čakať, kým sa dosiahne prah citlivosti alebo nastaviť hodnotu nanovo.*

Prehlásenie o zhode
Výrobok spĺňa smernicu o nízkonapäťových elektrických zariadeniach 2006/95/ES, smernicu o elektromagnetickej kompatibilite 2004/108/ES, smernicu o obmedzení používania určitých nebezpečných látok v elektrických a elektronických zariadeniach 2002/95/ES a smernicu o požiadavkách na energetickú účinnosť predradníkov žiarivkových zdrojov svetla 2000/55/ES.

Záruka funkčnosti
Tento výrobokSTEINEL bol vyrobený s maximálnou dôslednosťou, skontrolovaný na funkčnosť a bezpečnosť v súlade s platnými predpismi a podrobený následnej náhodnej kontrole. Spoločnosť Steinel ručí za bezchybný stav a funkčnosť výrobku. Záručná doba je 36 mesiacov (neplatí pre priložený svetelný zdroj) a začína plynúť dňom predaja spotrebiteľovi. Odstránime nedostatky zakladajúce sa na chybe materiálu alebo výroby, záručné plnenie sa uskutočňuje formou opravy alebo výmeny chybných dielcov podľa nášho uváženia. Záruka sa nevzťahuje na opotrebiteľné dielce ani na škody a nedostatky vzniknuté nesprávnym zaobchádzaním alebo údržbou. Ďalšie následné škody na cudzích veciach sú zo záruky vylúčené. Záruku poskytneme len vtedy, ak svietidlo v nerozmontovanom stave zašlete spolu so stručným popisom chyby, pokladničným dokladom alebo faktúrou (dátum zakúpenia a pečiatka predajcu) dobre zabalený na adresu príslušného servisu.

Servis:
Po ubehnutí záručnej doby alebo pri poškodeniach bez nároku na záruku vykonáva opravy náš výrobný servis. Prosím pošlite dobre zabalený výrobok na adresu najbližšieho servisu.
Svetelný zdroj 11 W si môžete zakúpiť ako náhradný diel v špecializovaných predajniach elektro, vo veľkopredajniach so stavebným materiálom alebo prostredníctvom spoločnosti STEINEL.

STEINEL® German Quality
STEINEL® German Quality

STEINEL®
German Quality



i LN 1

↔	300 x 195 x 53 mm
	max. 11 W / 2G7
	230 - 240 V, 50 Hz
	20 - 200 Lux
	IP 54
	IK 07
	- 20°C / + 40°C

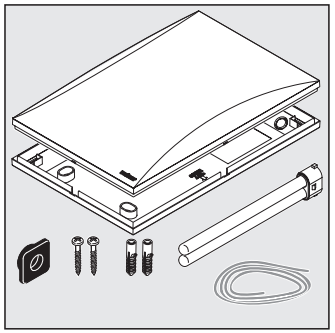

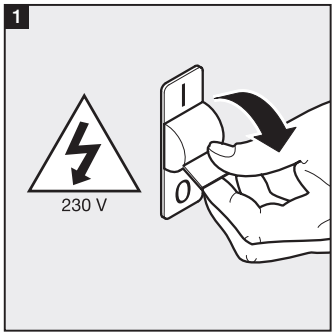

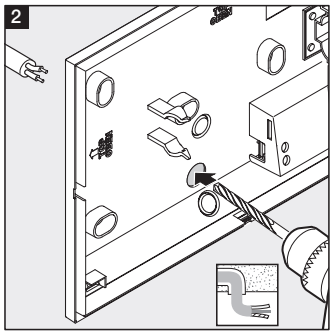

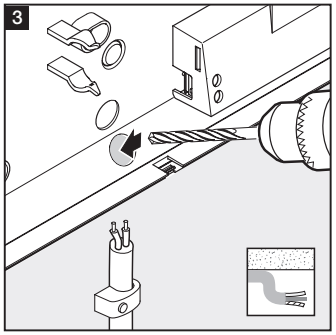

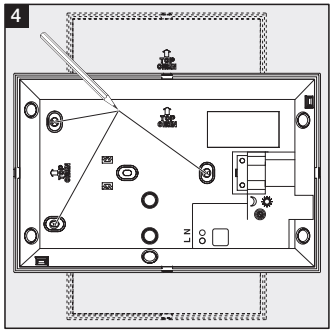

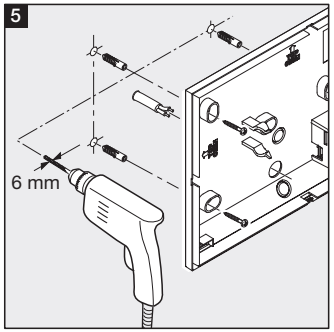

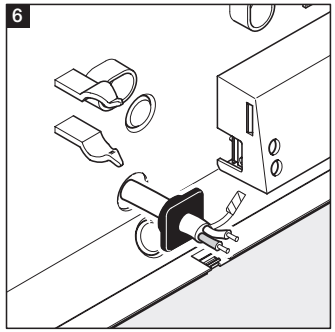

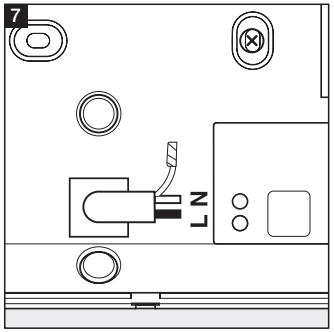

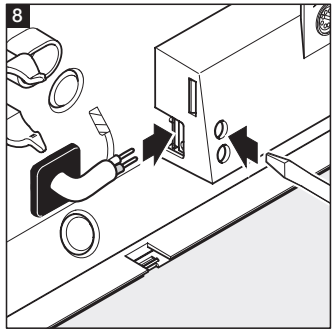

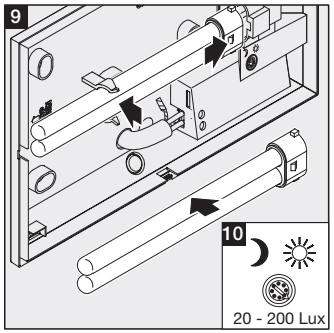

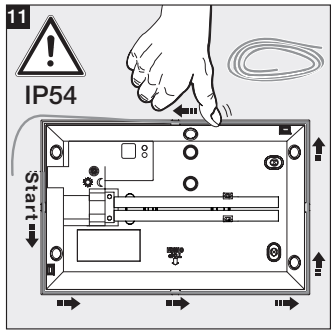

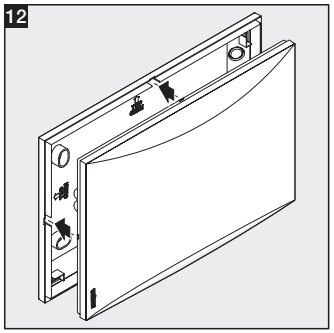



110014468 07/2010

Polski PL

Zasada działania
Lampa energooszczędna z funkcją Night-Automatic rejestruje jasność otoczenia i włącza się automatycznie, gdy zaczyna zapadać zmrok i wyłącza się ponownie o świcie. Idealna do oświetlenia drzwi wejściowych, tarasu czy zadaszonego parkingu samochodowego. LN 1 posiada zabezpieczenie pozwalające uniknąć natychmiastowego wyłączenia przy oświetleniu sztucznym (np. reflektorami samochodowymi/latarką). Opóźnienie wynosi ok. 1 minuty.

Wskazówki dotyczące bezpieczeństwa
- Przewód zasilający, który należy podłączyć przy montażu nie może być pod napięciem. Dlatego najpierw należy wyłączyć prąd i sprawdzić brak napięcia przy pomocy próbnika napięcia.
- Podczas instalacji opisywanego urządzenia mamy do czynienia z pracą wykonywaną pod napięciem sieciowym. Powinien ją wykonać specjalista, zgodnie z obowiązującymi w danym kraju przepisami dotyczącymi instalacji i podłączania do zasilania elektrycznego. (np.: Ⓓ- VDE 0100, Ⓐ-ÖVE-ÖNORM E8001-1, Ⓒⓗ-SEV 1000)
- Stosować tylko oryginalne części zamienne.
- Nie wolno rozkładać urządzenia na części. Naprawę może wykonać jedynie punkt serwisowy.

Instalacja 1 – 12
Lampę należy zainstalować na zewnątrz. Reaguje tylko na światło dzienne. W bardzo ciemnych miejscach lampa oświetleniowa nie wyłącza się.
L = przewód prądowy (najczęściej czarny lub brązowy)
N = przewód zerowy (najczęściej niebieski)
PE = przewód ochronny (o ile jest) (zielono-żółty)
UWAGA: Przewód ochronny PE, jeżeli występuje, zabezpieczyć taśmą izolacyjną.

Działanie 10
Ustawianie progu czułości zmierzchowej (ustawienie fabryczne: 200 luks):
Płynnie ustawiany próg czułości czujnika w zakresie 20 – 200 luksów.
Pokrętło regulacyjne obrócone do oporu w prawo = praca o zmierzchu, ok. 200 luksów.
Pokrętło regulacyjne obrócone do oporu w lewo = praca w nocy, ok. 20 luksa.

Zakłócenia w pracy (Usterka / Przyczyna ➪ *Usuwanie*)
Brak napięcia / przepalony bezpiecznik, nie włączony wyłącznik sieciowy ➪ *założyć nowy bezpiecznik, włączyć wyłącznik sieciowy, sprawdzić przewód próbnikiem napięcia.* **Lampa nie włącza się** / otoczenie jest jeszcze za jasne ➪ *zaczekać aż zostanie osiągnięty próg czułości albo ustawić na nowo* / uszkodzona żarówka ➪ *wymienić żarówkę.* **Lampa nie wyłącza się** / otoczenie nie jest jeszcze wystarczająco jasne ➪ *zaczekać aż zostanie osiągnięty próg czułości albo ustawić na nowo.*

Deklaracja zgodności z normami
Produkt spełnia wymagania Dyrektywy niskonapięciowej 2006/95/WE, Dyrektywy o kompatybilności elektromagnetycznej 2004/108/WE, o zakazie stosowania niektórych substancji w budowie i przetwarzaniu urządzeń elektronicznych 2002/95/WE oraz Dyrektywy 0200/55/EG dot. zabezpieczeń.

Gwarancja funkcjonowania
Poniższy PRODUKT FIRMY STEINEL został bardzo starannie wykonany. Prawidłowe działanie i bezpieczeństwo użytkowania potwierdzają przeprowadzone losowo kontrole jakości oraz zgodność z obowiązującymi przepisami. Firma STEINEL udziela gwarancji na prawidłową jakość i działanie. Okres gwarancyjny wynosi 36 miesięcy (nie dotyczy żarówki znajdującej się w zestawie) i rozpoczyna się z dniem sprzedaży użytkownikowi. W ramach gwarancji usuwamy braki wynikłe z wad materiałowych lub produkcyjnych, świadczenie gwarancyjne nastąpi według naszej decyzji przez naprawę lub wymianę wadliwych części. Gwarancja nie obejmuje uszkodzenia części podlegających zużyciu eksploatacyjnemu, uszkodzeń i usterek spowodowanych przez nieprawidłową obsługę lub konserwację. Gwarancja nie obejmuje odpowiedzialności za szkody wtórne powstałe na przedmiotach trzecich. Gwarancja udzielana jest tylko w przypadku, jeżeli prawidłowo zapakowane urządzenie (nierozłożone na części) wraz z krótkim opisem usterek i z paragonem lub rachunkiem zakupu (opatrzonym datą zakupu i pieczątką sklepu) odesłane zostanie do odpowiedniego punktu serwisowego.

Serwis:
Po upływie okresu gwarancji albo w razie usterek nie objętych gwarancją naprawy wykonuje nasz serwis firmowy. Prosimy o przesłanie dobrze zapakowanego przyrządu do najbliższej placówki serwisowej.
Żarówkę 11 W można nabyć w specjalistycznych sklepach z osprzętem elektrycznym, w marketach budowlanych lub zamówić w firmie STEINEL.

STEINEL® German Quality
STEINEL® German Quality

STEINEL®
German Quality



i LN 1

↔	300 x 195 x 53 mm
	max. 11 W / 2G7
	230 - 240 V, 50 Hz
	20 - 200 Lux
	IP 54
	IK 07
	- 20°C / + 40°C

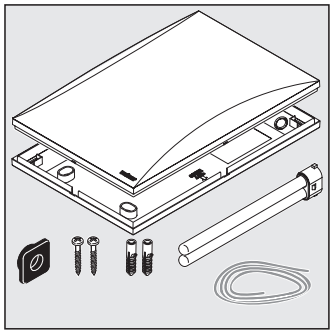

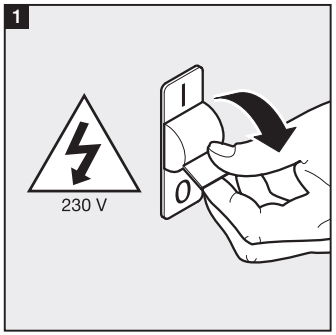

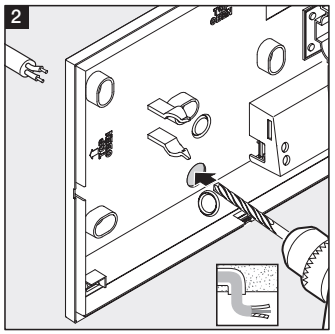

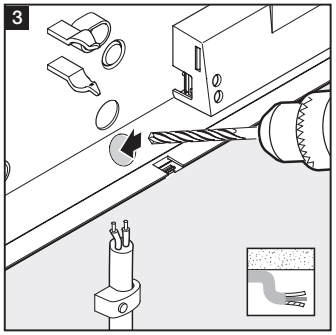

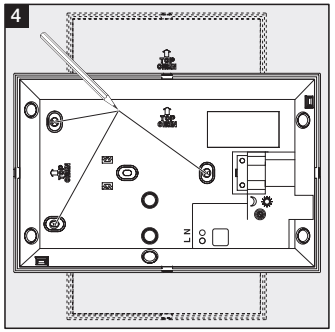

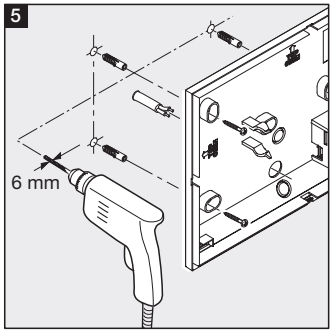

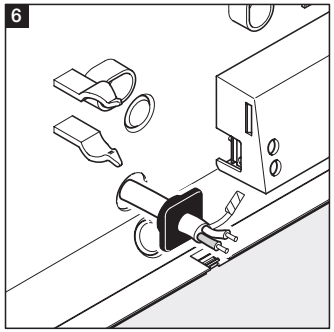

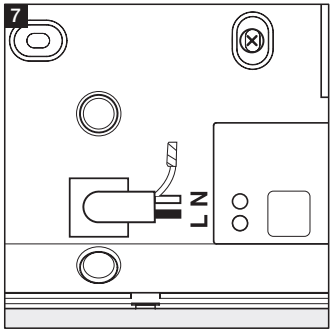

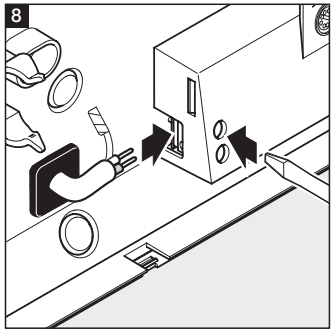

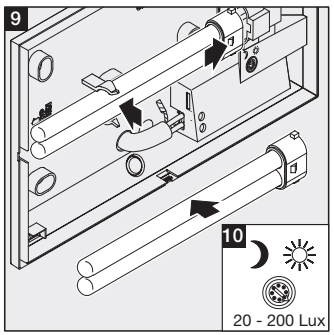

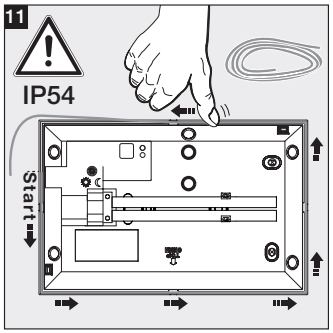

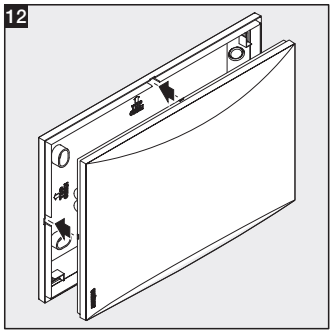



110014468 07/2010

ROMÂNĂ RO

Principiul de funcționare
Acest corp de iluminat economic dotat cu sistem Night-Automatic înregistrează luminozitatea mediului înconjurător, aprinde automat lumina la lăsarea întunericului și o stinge când se luminează de ziuă. Fie că e nevoie de aprinderea luminii în fața ușii de intrare, fie pe terasă ori la poarta de acces auto, corpul de iluminat poate fi oriunde montat ușor și pregătit de funcționare. LN 1 dispune de o protecție la orbire, pentru a evita o decuplare imediată la iluminare artificială (de ex. faruri auto/lanternă). Întârzierea are o durată de cca. 1 minut.

Instrucțiuni de siguranță
- Cu ocazia montajului instalația electrică aferentă trebuie să fie scoasă de sub tensiune. Din acest motiv, în primul rând se decuplează curentul și se verifică absența tensiunii cu ajutorul unui testor de tensiune.
- La instalarea aparatului se lucrează sub tensiune. De aceea instalarea trebuie efectuată de către un electrician calificat conform normelor privind instalațiile electrice și condițiilor de racordare în țara respectivă. (D- VDE 0100, A-ÖVE-ÖNORM E8001-1, CH-SEV 1000)
- Nu folosiți decât piese de schimb originale.
- Nu demontați singuri aparatul. Reparațiile au voie să fie efectuate doar în ateliere specializate.

Instalare 1 – 12
Instalați corpul de iluminat în exterior. Reacționează numai la lumina zilei. În locurile foarte întunecate, corpul de iluminat nu decuplează.
L = cablu conductor de curent (de obicei negru sau maro)
N = cablu conductor de nul (de obicei albastru)
PE = eventual cablu de protecție (verde/galben)
Atenție: cablul de protecție din PE, în cazul în care există, se va izola cu bandă adezivă.

Funcționare 10
Reglarea de crepuscularitate / pragul de declanșare (reglajul din fabrică: 200 Lux):
Nivelul de activare a senzorului poate fi reglat continuu, între 20 – 200 Lux.
Șurub de reglaj rotit maxim spre dreapta = funcționare în regim de amurg cca. 200 Lux.
Șurub de reglaj rotit maxim spre stânga = funcționare în regim de noapte ca. 20 Lux.

Deranjamente de funcționare (Deranjamentul / Cauza ➪ *Remedierea*)
Lipsă tensiune / siguranța defectă, necuplată ➪ *înlocuiți siguranța, cuplați întrerupătorul de la rețea, verificați circuitul cu un testor de tensiune.* **Corpul de iluminat nu se aprinde** / mediul ambiant este prea luminat ➪ *așteptați până când s-a atins pragul de declanșare sau reglați din nou valoarea dorită* / becul defect ➪ *înlocuiți becul.* **Corpul de iluminat nu se stinge** / mediul ambiant nu este destul de luminat ➪ *așteptați până când s-a atins pragul de declanșare sau reglați din nou valoarea dorită.*

Declarație de conformitate
Produsul satisface cerințele Directivei 2006/95/CE pentru alimentare la joasă tensiune și ale Directivei 2004/108/CE privind undele electromagnetice ale Directivei 2002/95/CE RoHS și ale Directivei 2000/55/CE pentru aparate preconectate.

Garanția de funcționare
Acest produs STEINEL a fost construit cu cea mai mare grijă, a fost verificat asupra funcționării și siguranței în exploatare conform prevederilor în vigoare și a fost supus în final unei probe prin sondaj. Steinel preia garanția pentru construcția și funcționarea ireproșabilă. Termenul de garanție este de 36 de luni (nu se referă și la becul alăturat) și începe din data vânzării către client. Garanția acoperă deficiențele bazate pe defecte de material și fabricație. Îndeplinirea garanției se realizează prin repararea sau înlocuirea pieselor defecte conform opțiunii noastre. Garanția nu se aplică consumabilelor și nici deteriorărilor sau deficiențelor cauzate de utilizarea sau întreținerea necorespunzătoare. Nu se asigură garanție și pentru daune provocate unor alte obiecte. Garanția se asigura numai atunci când aparatul va fi trimis bine ambalat, fără a fi descompus în bucăți, la punctul service corespunzător însoțit de o descriere a erorii, de bonul de casă sau de factura de cumpărare (data cumpărării și ștampila magazinului).

Service:
După expirarea termenului de garanție sau în caz de defecțiuni fără pretenție de garanție, reparații se efectuează de către atelierul nostru service. Vă rugăm să trimiteți produsul bine împachetat la următoarea secție service. Becul de 11 W poate fi cumpărat ca piesă de schimb din comerț, de la magazinele pentru construcții sau de la STEINEL.

STEINEL® German Quality
STEINEL® German Quality

STEINEL®
German Quality



i LN 1

↔	300 x 195 x 53 mm
	max. 11 W / 2G7
ϟ	230 - 240 V, 50 Hz
	20 - 200 Lux
	IP 54
	IK 07
	- 20°C / + 40°C

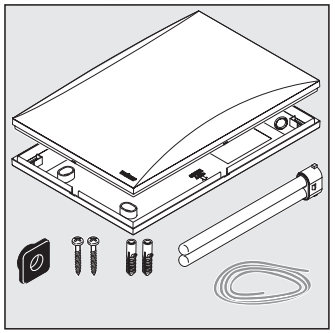

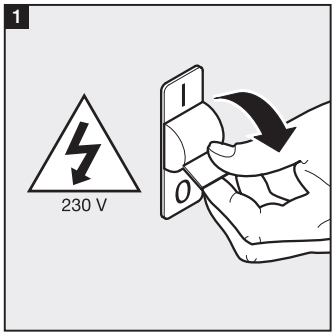

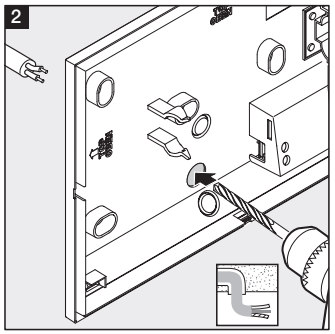

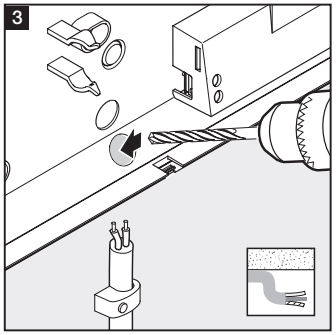

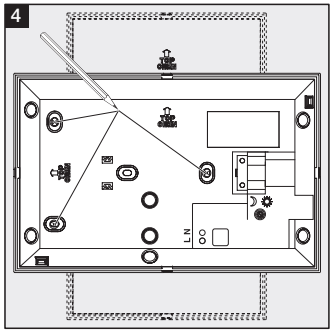

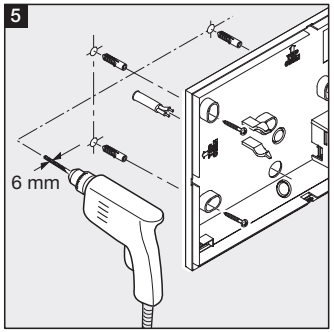

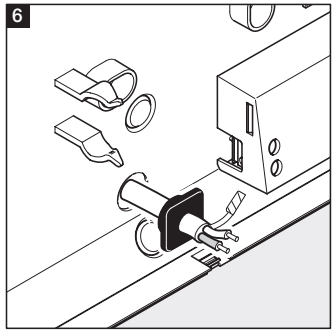

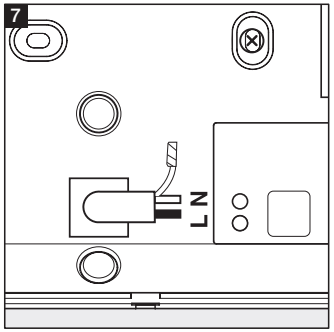

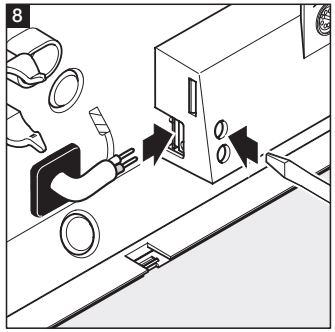

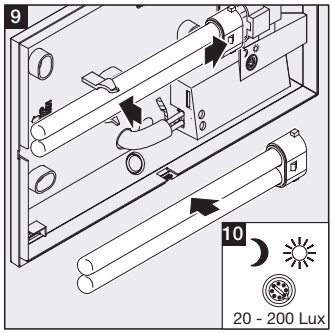

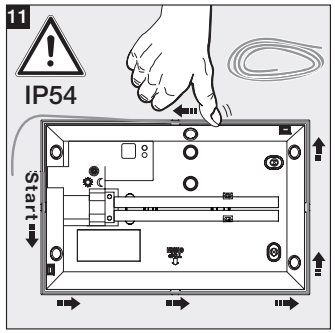

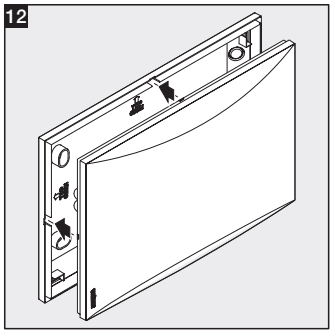



110014468 07/2010

SLOVENŠČINA SLO

Princip delovanja

Ta varčna svetilka z nočno avtomatiko zaznava osvetljenost okolice, se avtomatsko vklopi, ko se zmrači, in ponovno izklopi, ko se začne svitati. Svetilko lahko preprosto in hitro montirate ter začnete nemudoma uporabljati ne glede na to, kje boste potrebovali luč, pa naj bo to pri vhodnih vratih, na terasi ali pred garažo. LN 1 je opremljena z zaslonom, s čimer je preprečen takojšen izklop v primeru osvetljenosti z umetno svetlobo (npr. avtomobilski žarometi/žepna svetilka). Časovna zakasnitev znaša pribl. 1 minuto.

Varnostni napotki

- Med montažo električna napeljava naprave ne sme biti pod napetostjo. Zato najprej izklopite tok ter z indikatorjem napetosti preverite, ali naprava ni pod napetostjo.
- Pri inštalaciji te naprave gre za delo na omrežni napetosti. Inštalacijo mora zato izvesti strokovnjak v skladu z za vsako državo določenimi inštalacijskimi predpisi ter pogoji priključitve. (D- VDE 0100, A-ÖVE-ÖNORM E8001-1, CH-SEV 1000)
- Uporabljajte le originalne nadomestne dele.
- Naprave ne razstavljajte sami. Popravila lahko izvajajo le strokovne delavnice.

Inštalacija 1 – 12

Svetilko montirajte v zunanjosti. Svetilka se odziva le na dnevno svetlobo. Na zelo temnih mestih se svetilka ne izklopi.
L = vodnik pod napetostjo/faza (največkrat črn ali rjav)
N = nevtralni vodnik (največkrat moder)
PE = morebiten zaščitni vodnik (zelen/rumen)
Pozor: PE-zaščitni vodnik, če obstaja, izolirajte z lepilnim trakom.

Delovanje 10

Nastavitev osvetljenosti/vklopni prag (tovarniška nastavitev: 200 luks):
Brezstopenjsko nastavljiv vklopni prag senzorja od 20 – 200 luksov.
Nastavitveni gumb povsem na desni = delovanje v mraku pri pribl. 200 luks.
Nastavitveni gumb povsem na levi = nočno delovanje pri pribl. 20 luks.

Motnje pri delovanju (Motnja / Vzrok ➪ *Ukrep*)

Brez napetosti / varovalka pokvarjena, ni vklopljena ➪ *nova varovalka, vklopite omrežno stikalo, preverite napeljavo z indikatorjem napetosti.* **Svetilka se ne vklopi** / okolica še presvetla ➪ *počakajte, dokler ni dosežen vklopni prag, ali na novo nastavite vrednost* / žarnica pokvarjena ➪ *zamenjajte žarnico.* **Svetilka se ne izklopi** / okolica še ni dovolj svetla ➪ *počakajte, dokler ni dosežen izklopni prag, ali na novo nastavite vrednost.*

Izjava o skladnosti

Proizvod izpolnjuje zahteve Smernice o nizki napetosti 2006/95/ES, Smernice o elektromagnetni združljivosti 2004/108/ES, Smernice o omejevanju uporabe določenih nevarnih snovi 2002/95/ES in Smernice o predstikalnih napravah 2000/55/EG.

Garancija na delovanje

Ta proizvod podjetja STEINEL je bil izdelan z veliko skrbnostjo, preverjen glede delovanja in varnosti po veljavnih predpisih ter končno podvržen naključni kontroli. Steinel daje garancijo na neoporečno kvaliteto ter delovanje. Veljavnost garancije znaša 36 mesecev, garancija pa prične veljati na dan prodaje uporabniku. Odstranjujemo pomanjkljivosti, ki obsegajo napake na materialu ali tovarniške napake, garancija je izpolnjena ob popravilu oz. zamenjavi pomanjkljivih delov po naši izbiri. Garancija ne velja pri poškodbah hitro obrabljivih delov, prav tako ne velja za škodo in pomanjkljivosti, do katerih je prišlo zaradi nepravilne uporabe ali vzdrževanja. Na ostale posredne škode ne dajemo garancije. Garancija bo odobrena v primeru, da pošljete dobro zapakirano, nerazstavljeno napravo s kratkim opisom napake ter potrdilom o nakupu oz. računom (datum nakupa in štampiljka trgovca) na ustrezno servisno službo.

Servis:

Popravila po poteku garancije oz. popravila pomanjkljivosti, za katere garancija ne velja, opravlja naša servisna delavnica. Prosimo, pošljite dobro zapakiran proizvod na najbližji servis.
Rezervno žarnico moči 11 W lahko nabavite v elektrotehničnih trgovinah, v Baumarkt-u ali pri podjetju STEINEL.

STEINEL® German Quality
STEINEL® German Quality

STEINEL®
German Quality



i LN 1

↔	300 x 195 x 53 mm
	max. 11 W / 2G7
ϟ	230 - 240 V, 50 Hz
	20 - 200 Lux
	IP 54
	IK 07
	- 20°C / + 40°C

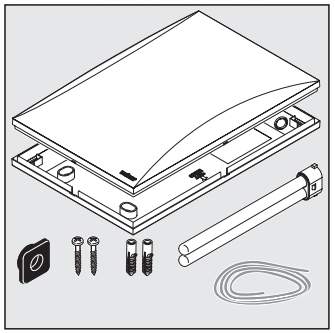

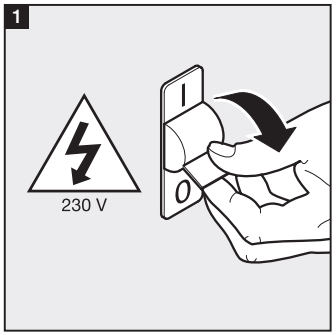

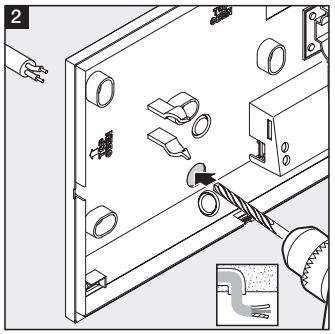

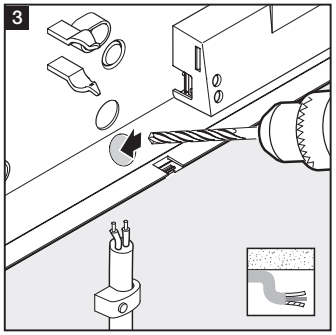

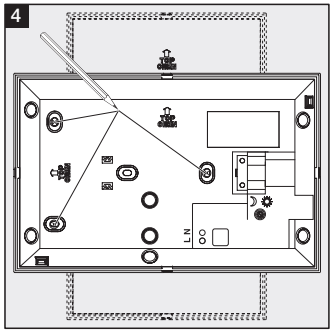

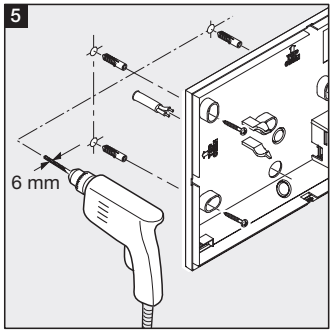

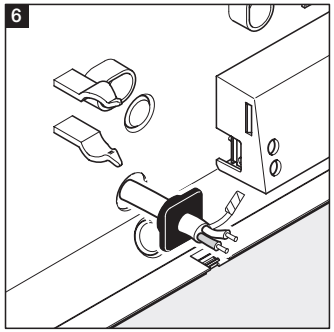

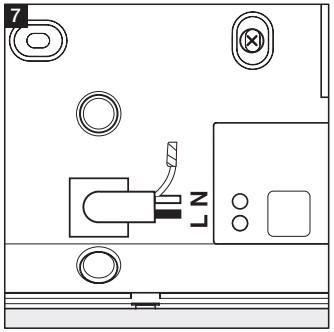

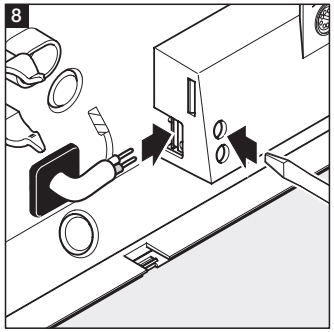

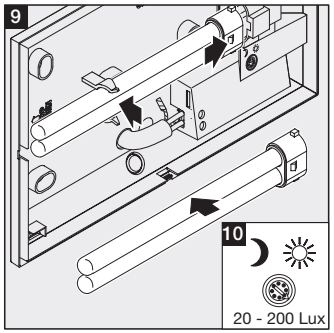

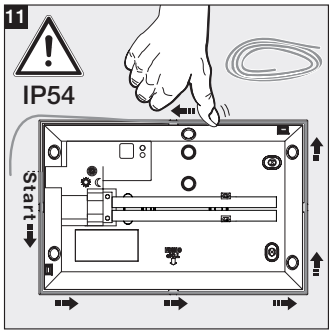

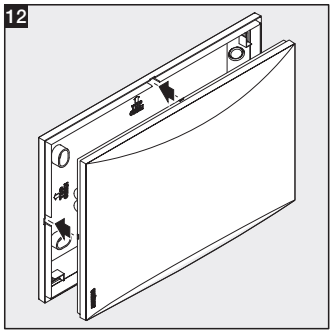



110014468 07/2010

HRVATSKI HR

Princip
Ova štedna svjetiljka s Night-Automatic-om registrira razinu osvijetljenosti okoline i kad nastupi tama automatski uključuje svjetlo a u osvit ga ponovno isključi. Bez obzira treba li svjetlo uključiti ispred kućnih vratiju ili na terasi, svjetiljka se posvuda brzo montira i spremna je za rad. LN 1 ima zaštitu od bljeskanja kako bi se izbjeglo trenutno isključivanje kod umjetne rasvjete (npr. far automobila/džepna svjetiljka). Kašnjenje iznosi oko 1 minutu.

Sigurnosne napomene
- Kod montaže električni vod koji treba priključiti ne smije biti pod naponom. Zbog toga najprije isključite struju i pomoću ispitivača napona provjerite je li uspostavljeno beznaponsko stanje.
- Kod instalacije uređaja radi se s mrežnim naponom. Zbog toga treba raditi stručno i u skladu s državnim propisima o instalacijama i uvjetima priključivanja. (D- VDE 0100, A-ÖVE-ÖNORM E8001-1, CH-SEV 1000).
- Koristite samo originalne rezervne dijelove.
- Nemojte samostalno rastavljati uređaj. Popravci se smiju obavljati samo u stručnoj radionici.

Instalacija 1 – 12
Svjetiljku instalirajte vani. Reagira samo na danje svjetlo. Na vrlo tamnim mjestima svjetiljka se ne isključuje.
L = vodič koji provodi struju (većinom crni ili smeđi)
N = neutralni vodič (većinom plavi)
PE = eventualno zaštitni vodič (zeleno/žuta)
Pažnja: PE-zaštitni vodič, izolirati ljepljivom trakom.

Funkcija 10
Podešavanje svjetlosnog praga / praga aktiviranja (tvornička podešenost: 200 luks):
Kontinuirano podesiv prag aktiviranja senzora od 20 – 200 luksa.
Regulator na desnom graničniku = zatamnjivanje oko 200 luksa.
Regulator na lijevom graničniku = noćni režim rada oko 20 luks.

Smetnje u pogonu (Smetnja / Uzrok ➪ *Pomoć*)
Bez napona / neispravan osigurač, nije uključen ➪ *stavite novi osigurač, uključite mrežnu sklopku, provjerite vod ispitivačem napona.* **Svjetlo se ne uključuje** / okolina je još presvijetla ➪ *pričekajte dok se ne postigne prag aktiviranja ili iznova podesite vrijednost* / neispravno rasvjetno tijelo ➪ *zamijenite rasvjetno tijelo.*
Svjetlo se ne isključuje / okolina još nije dovoljno svijetla ➪ *pričekajte dok se ne postigne prag aktiviranja ili iznova podesite vrijednost.*

Izjava o sukladnosti
Proizvod ispunjava uvjete odredbe o niskom naponu 2006/95/EG, elektromagnetskoj podnošljivosti 2004/108/EG, ograničenju korištenja određenih opasnih materijala u električnim i elektroničkim uređajima 2002/95/EG i odredbe o predspojnim napravama 2000/55/EG.

Jamstvo funkcionalnosti
Ovaj STEINEL-ov proizvod izrađen je uz veliku pažnju, njegovo funkcioniranje i sigurnost ispitani su prema važećim propisima i na kraju je proizvod podvrgnut kontroli uzorka. Steinel preuzima jamstvo za besprijekornu kakvoću i funkcionalnost. Jamstveni rok iznosi 36 mjeseci, (ne vrijedi za priloženo rasvjetno tijelo) a započinje s danom prodaje potrošaču. Uklanjamo nedostatke koji su posljedica grešaka na materijalu ili tvorničke greške, realizacija jamstva izvršava se popravkom ili zamjenom dijela s greškom po našem izboru. Jamstvo ne dajemo u slučaju oštećenja na potrošnim dijelovima, kao ni šteta i nedostataka koji nastanu zbog nestručnog rukovanja ili održavanja. Posljedične štete na drugim predmetima su isključene. Jamstvo se priznaje samo ako nerastavljeni, dobro zapakiran uređaj pošaljete zajedno s kratkim opisom greške, računom (datum kupnje i pečat trgovine), nadležnoj servisnoj službi.

Servis:
Nakon isteka jamstvenog roka ili kad se utvrdi nedostatak bez jamstva, popravak će se izvršiti u tvornici. Molimo da dobro zapakiran proizvod pošaljete najbližoj servisnoj službi.
Rasvjetno tijelo od 11 W možete nabaviti kao rezervni dio u trgovini elektropriborom, u trgovini građevnim materijalom ili putem tvrtke STEINEL.

STEINEL® German Quality
STEINEL® German Quality

STEINEL®
German Quality



i LN 1

↔	300 x 195 x 53 mm
	max. 11 W / 2G7
	230 - 240 V, 50 Hz
	20 - 200 Lux
	IP 54
	IK 07
	- 20°C / + 40°C

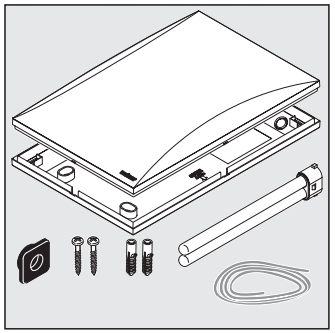

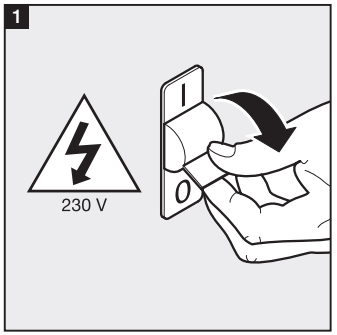

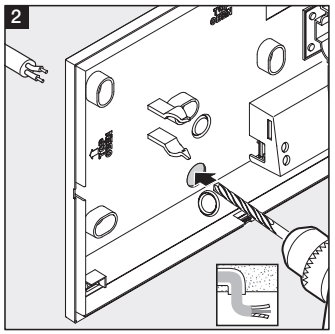

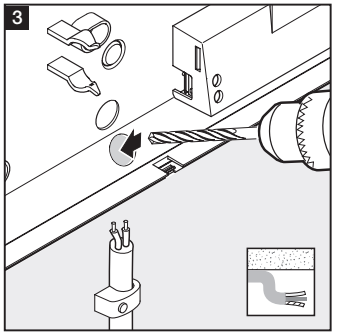

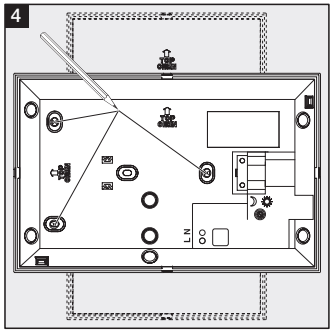

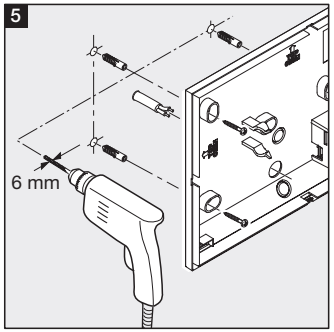

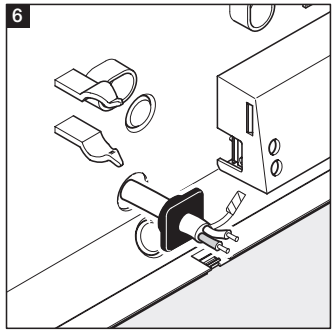

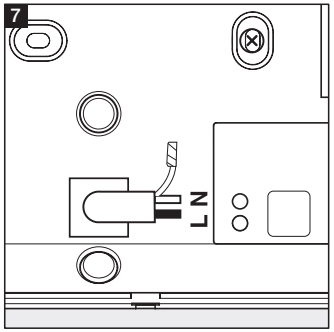

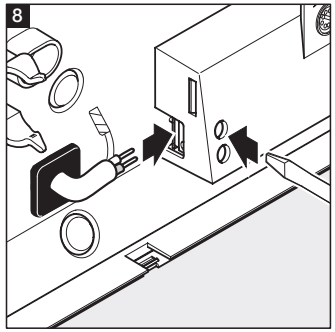

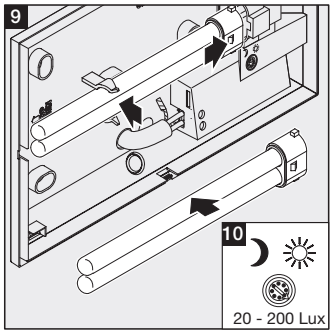

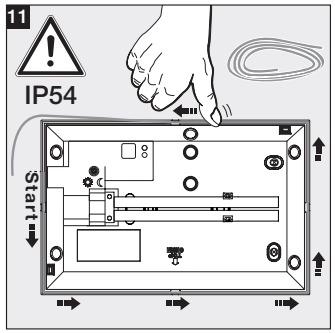

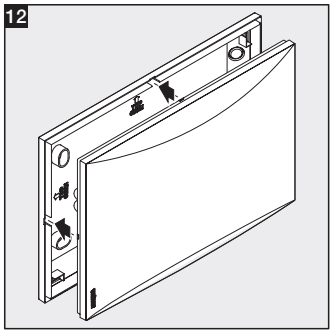



110014468 07/2010

EESTI EST

Põhimõte
See "Night-Automatic"-funktsiooniga energiasäästlik valgusti reageerib ümbritseva valguse peale ning lülitab tuled õhtuhämaruses automaatselt sisse ja varavalges taas välja. Sõltumata sellest, kas tahate lülitada valgust majaukse ees, terrassil või garaaži juures, valgusti on hõlpsalt monteeritav ja kiiresti töökorras. LN 1 omab pimestuskaitset ning väldib seega kohest väljalülitumist kunstliku valguse (nt auto sõidutuled/taskulamp) korral. Ajaline viivitus on umb. 1 minut.

Ohutusjuhised
- Paigaldamise ajal peab ühendatav elektrijuht olema pingevaba. Sellepärast tuleb kõigepealt elektrivool välja lülitada ja kontrollida pingetestri abil, et juht oleks pingevaba.
- Selle seadme paigaldamisel on tegemist tööga vooluvõrgus, mida peab teostama spetsialist vastavalt riigis kehtivatele paigalduseeskirjadele ja ühendamistingimustele. (D- VDE 0100, A-ÖVE-ÖNORM E8001-1, CH-SEV 1000)
- Kasutage ainult originaalvaruosi.
- Ärge võtke seadet omal käel lahti. Seadet tohib remontida ainult selleks spetsialiseerunud töökoda.

Paigaldamine 1 – 12
Valgusti välispindadele paigaldamine. Reageerib ainult päevavalgusele. Väga pimedates kohtades ei lülitu valgusti välja.
L = faas (enamasti must või pruun)
N = neutraaljuht (enamasti sinine)
PE = võimalik kaitsejuht (roheline/kollane)
Tähelepanu! PE-kaitsejuht, kui on olemas, isoleerida kleeppaelaga.

Töö 10
Hämarusnivoo reguleerimine / reaktsiooni lävi (tehaseseadistus: 200 lux):
Astmeteta reguleeritav anduri reaktsiooni lävi: 20 kuni 200 lux.
Reguleerimisnupp paremal = töö hämaruses umb. 200 lux.
Reguleerimisnupp vasakul = töö ööreżiimil umb. 20 lux.

Häired seadme töös (rike / põhjus ⇨ *abi*)
Pinge puudub / kaitse on defektne, ei ole sisse lülitatud ⇨ *uus kaitse, lülitage võrgulüliti sisse, kontrollige juhti pingetestriga.* **Valgusti ei lülitu sisse** / ümbritsev valgus on veel liiga hele ⇨ *oodake kuni läheb pimedamaks (reaktsiooni läve saavutamiseni) või reguleerige väärtus uuesti* / valgusallikas on defektne ⇨ *vahetage valgusallikas.* **Valgusti ei lülitu välja** / ümbritsev valgus ei ole piisavalt hele ⇨ *oodake kuni läheb valgemaks (reaktsiooni läve saavutamiseni) või reguleerige väärtus uuesti.*

Vastavusdeklaratsioon
Toode vastab madalpinge direktiivi 2006/95/EMÜ, elektromagnetilise ühilduvuse direktiivi 2004/108/EMÜ, RoHS direktiivi 2002/95/EMÜ ja liiteseadiste direktiivi 2000/55/EMÜ nõuetele.

Funktsiooni garantii
See STEINELI toode on valmistatud suurima hoolega, kontrollitud töökindluse ja ohutuse osas kehtivate eeskirjade järgi ning seejärel läbinud pistelise kontrolli. Steinel annab garantii toote laitmatu kvaliteedi ja töökorras oleku kohta. Garantiiaeg on 36 kuud (see ei kehti kaasasoleva valgusallika kohta) ja see algab tarbijale toote ostmise päevast. Meie remondime materjalist või tootmisvigadest tulenevad puudused, garantiijuhtumi korral seade kas remonditakse või puudulik osa asendatakse uuega, valiku üle otsustame meie. Garantii ei kehti kuluvate osade ning kahju ja puuduste kohta, mis on tekkinud oskamatu käsitsemise või hoolduse tagajärjel. Kaugemaleulatuvad kaudsed kahjud vööraste esemete suhtes on välistatud. Garantiiremonti tehakse ainult siis, kui lahtivõtmata seade saadetakse koos vea lühikirjelduse, kassatšeki või arvega (ostmise kuupäev ja kaupluse tempel) ja korralikult pakituna vastavasse teeninduspunkti.

Teenus:
Pärast garantiiaja möödumist või puuduste korral, mille kohta garantii ei kehti, remondib seadme meie tehase teeninduspunkt. Palun saatke toode korralikult pakituna lähimasse teeninduspunkti.
Valgusallikas (11 W) on saadaval varuosana elektriseadmete või ehitusmaterjalide kaupluses või firma STEINELI juures.

STEINEL®
German Quality



i LN 1

↔	300 x 195 x 53 mm
	max. 11 W / 2G7
ϟ	230 - 240 V, 50 Hz
	20 - 200 Lux
	IP 54
	IK 07
	- 20°C / + 40°C

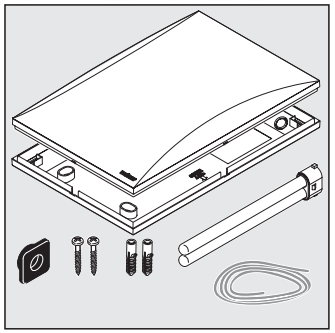

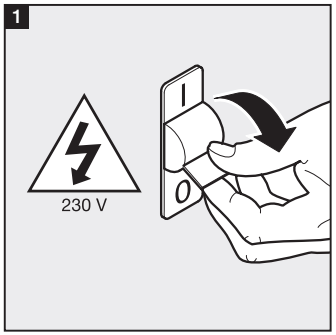

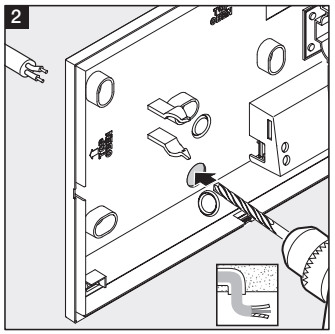

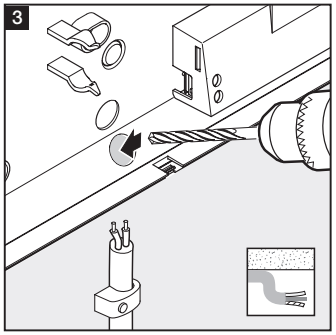

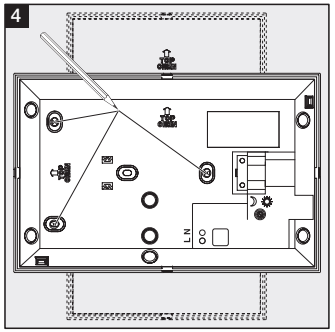

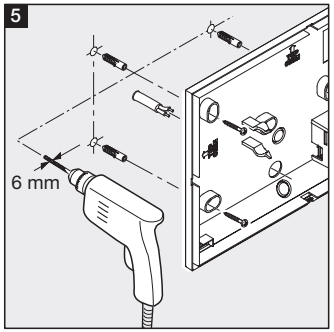

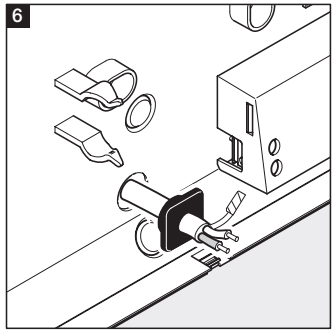

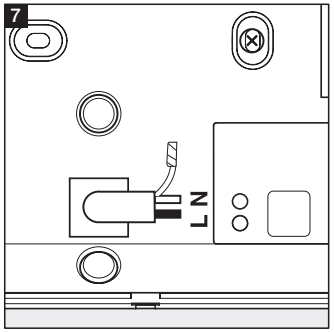

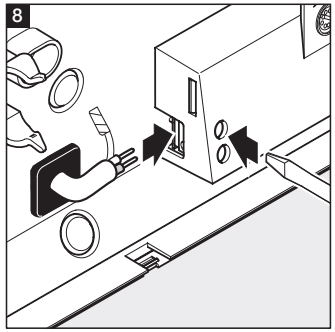

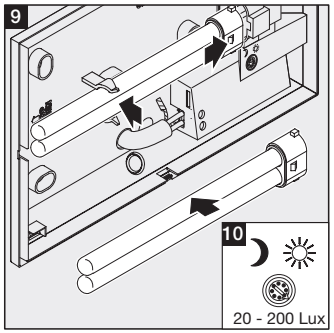

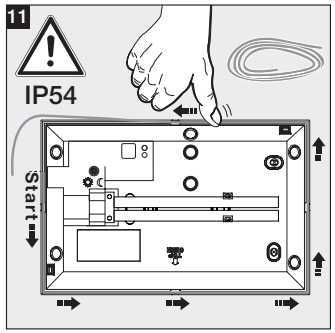

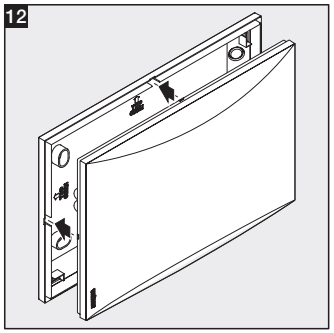



110014468 07/2010

LIETUVIŠKAI

LT

Principas

Šis energiją taupantis žibintas su automatiniu švietimo naktį režimu („Night-Automatic“) fiksuoja aplinkos apšvietimo lygį ir pradėjus temti automatiškai įjungia šviesą, o pradėjus švisti ją išjungia. Nesvarbu, kur turi būti įjungta šviesa – prie lauko durų, terasoje ar prie garažo – žibintą lengvai sumontuosite ir jis bus parengtas eksploatacijai. Siekiant išvengti išsijungimo apšvietus dirbtinės šviesos šaltiniu (pvz., automobilio žibintais / kišeniniu žibintuvėliu), LN 1 yra įrengta apsauga nuo akinimo. Delsa – apie 1 minutė.

Saugos reikalavimai

- Montuojant prietaisą prijungiamajame elektros kabelyje neturi būti įtampos. Todėl visų pirma atjunkite elektros srovę ir įtampos indikatoriumi patikrinkite, ar nėra įtampos.
- Prietaisas jungiamas prie elektros tinklo. Todėl jį turi prijungti specialistas, vadovaudamasis šalyje galiojančiomis instaliacijos normomis ir jungimo taisyklėmis. (D- VDE 0100, A-ÖVE-ÖNORM E8001-1, CH-SEV 1000)
- Naudokite tik originalias atsargines dalis.
- Prietaiso neardykite savarankiškai. Remonto darbus atlikti galima tik specializuotose taisyklose.

Įrengimas 1 – 12

Šviestuvą įrenkite patalpos išorėje. Jis reaguoja tik į dienos šviesą. Labai tamsiose vietose šviestuvas neišsijungia.
L = fazė (dažniausiai juodos arba rudos spalvos)
N = nulinis laidas (dažniausiai mėlynas)
PE = įžeminimo laidas (jei yra) (žalias ar geltonas)
Dėmesio! PE įžeminimo laidą, jeigu jis yra, izoliuokite lipnia juosta.

Funkcija 10

Prieblandos lygio nustatymas / suveikimo slenkstis (gamyklos nustatymas: 200 liuksas):
Nustatomas sensoriaus suveikimo temstant slenkstis 20 – 200 liuksų.
Nustatymo reguliatorius pasuktas į dešinę = prieblandos režimas (apie 200 liuksų).
Nustatymo reguliatorius pasuktas į kairę = nakties režimas (apie 20 liuksas).

Veikimo sutrikimas (Sutrikimas / Priežastis ➪ *Pagalba*)

Nėra elektros srovės / perdegęs saugiklis; išjungtas jungiklis ➪ *reikia naujo saugiklio; įjunkite tinklo jungiklį; įtampos indikatoriumi patikrinkite laidą.* **Žibintas neįsijungia** / per šviesu ➪ *palaukite, kol bus pasiektas suveikimo slenkstis arba nustatykite naują vertę* / perdegė lemputė ➪ *pakeiskite lemputę.* **Žibintas neišsijungia** / nepakankamai šviesu ➪ *palaukite, kol bus pasiektas suveikimo slenkstis arba nustatykite naują vertę.*

Atitikties deklaracija

Gaminys atitinka žemos įtampos direktyvą 2006/95/EB, elektromagnetinio suderinamumo direktyvą 2004/108/EB, direktyvą dėl pavojingų medžiagų panaudojimo apribojimo (RoHS) 2002/95/EB ir direktyvą 202000/55/EB dėl energijos vartojimo efektyvumo reikalavimų, taikomų liuminescencinio apšvietimo balastiniams įtaisams.

Funkcijų garantija

Šis STEINEL produktas pagamintas itin kruopščiai, pagal galiojančias normas patikrintos jo funkcijos ir saugumas bei papildomai atlikta pasirinktų prietaisų patikra. STEINEL suteikia prietaisui garantiją. Garantinis laikotarpis – 36 mėnesiai (negalioja komplekte esančiai lemputei). Jis prasideda nuo prietaiso pardavimo vartotojui dienos. Mes pašalinsime defektus, susijusius su medžiagų arba gamybos broku; garantiniu laikotarpiu, mūsų nuožiūra, prietaisas nemokamai remontuojamas arba keičiamos sugedusios dalys. Garantija netaikoma susidėvinčioms dalims, taip pat jei prietaisas sugenda dėl netinkamo naudojimo arba netinkamos priežiūros. Pretenzijos dėl kitiems daiktams padarytos žalos nepriimamos. Garantija taikoma tik tuo atveju, jei neišardytas prietaisas kartu su kasos čekiu arba sąskaita (pirkimo data ir pardavėjo antspaudu), tinkamai supakuotas atsiunčiamas į atitinkamą techninės priežiūros tarnybos vietą.

Aptarnavimas:

Pasibaigus garantinio aptarnavimo laikotarpiui arba atsiradus gedimams, kuriems garantija netaikoma, prietaisą taiso mūsų gamyklos servisas. Prašom gerai supakuotą produktą atsiųsti į artimiausią servisą.
11 W lemputę galite įsigyti elektros prekių parduotuvėje, statybinių prekių parduotuvėje arba kreipkitės į STEINEL atstovus.

STEINEL®
German Quality



i LN 1

↔	300 x 195 x 53 mm
	max. 11 W / 2G7
	230 - 240 V, 50 Hz
	20 - 200 Lux
	IP 54
	IK 07
	- 20°C / + 40°C

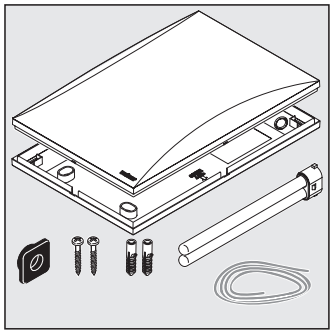

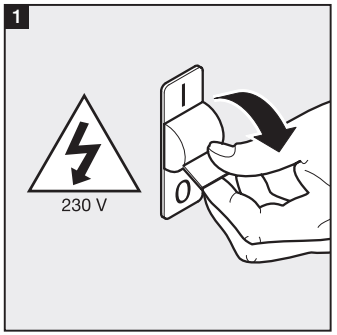

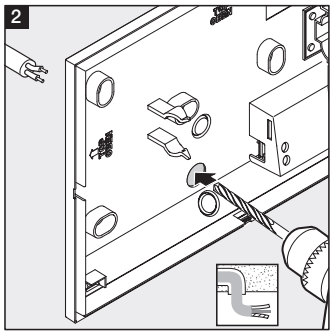

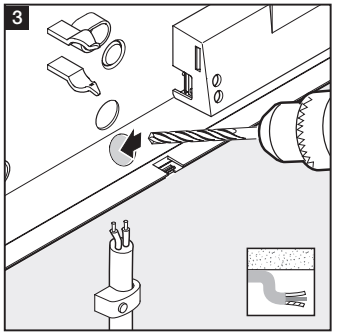

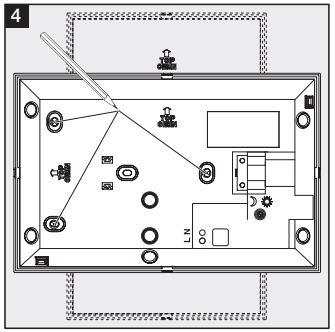

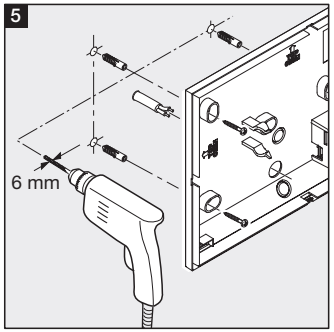

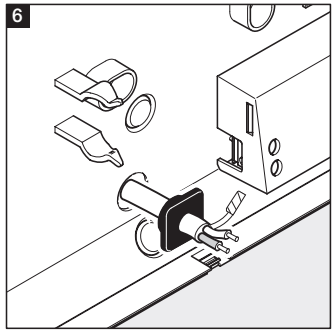

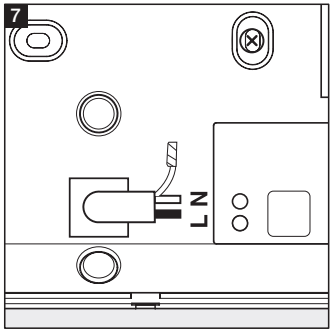

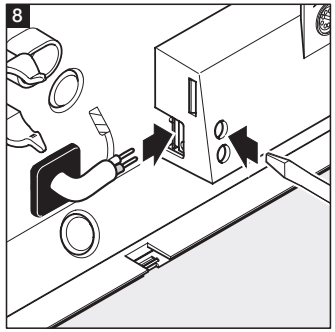

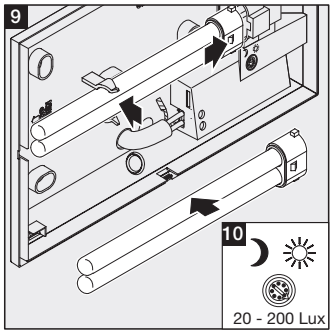

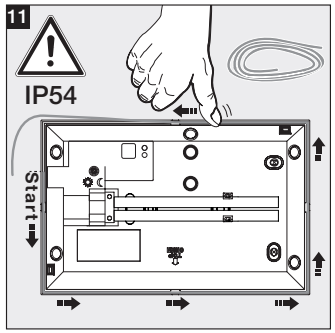

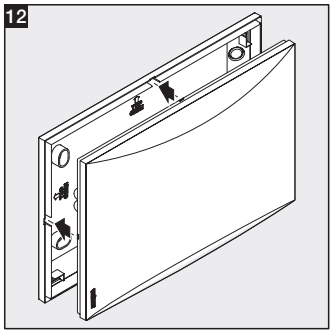



110014468 07/2010

LATVISKI

LV

Darbības princips

Šis enerģiju taupošais gaismeklis ar Night-Automatic reģistrē apkārtējās vides gaišumu un, satumstot, automātiski ieslēdz apgaismojumu, bet, gaismai austot, atkal izslēdz to.
Vai tā būtu ēkas ieeja, terase vai auto stāvvieta, kas jāapgaismo, it visur gaismekli var ātri samontēt un sagatavot darbam. Lai novērstu LN 1 tūlītēju izslēgšanos pie mākslīga apgaismojuma (piem., autostarme-ša/kabatas luktura), iericei ir īpaša nosegaizsardzība.
Aizture ilgst apm., 1 minūti.

Norādes drošībai

- Gaismekli montējot, strāvas pievadkabelis nedrīkst atrasties zem sprieguma. Tādēļ vispirms strāva ir jāizslēdz un ar sprieguma testeri jāpārbauda, ka strāva vadā tiešām nav.
- Veicot ierices montēšanu ir jārīkojas ar elektriskās strāvas tīkla spriegumu. Tādēļ šo darbu ir jāveic speciālistam-elektriķim saskaņā ar vietējo instalācijas nosacījumu un tehnisko noteikumu prasībām. (D- VDE 0100, A-ÖVE-ÖNORM E8001-1, CH-SEV 1000)
- Jāizmanto vienīgi oriģinālās rezerves detaļas.
- Ierīci nedrīkst izjaukt. To drīkst remontēt vienīgi speciālā remontdarbnīcā.

Instalēšana 1 – 12

Gaismeklis ir jāinstalē ārtelpās. Tas reaģē vienīgi uz dienasgaismu. Ļoti vāji apgaismotās vietās gaismeklis neizslēdzas.
L = Strāvas pievadvads (parasti melns vai brūns).
N = Neitrālais vads (parasti zils).
PE = Iespējamais aizsargvads (zaļš/dzeltens).
Uzmanību: PE-aizsargvads, ja tāds ir, jānoizolē ar līmlentu.

Darbība 10

Krēslas sliekšņa ieregulēšana / Reakcijas slieksnis (rūpnīcā ieregulēts 200 lux):
Sensora reakcijas slieksni bez starpakāpēm var ieregulēt robežās no 20 – 200 lux.
Ja regulātors atrodas labējā atdures stāvoklī = darbība krēslā, apm., 200 lux.
Ja regulātors atrodas kreisā atdures stāvoklī = darbība naktī, apm., 20 lux.

DARBĪBAS KĻŪMES (Kļūmes / Cēloņi ➪ *Kas darāms*)

Nav sprieguma / bojāti drošinātāji; spriegums nav ieslēgts ➪ *drošinātāji ir jānomaina; jāieslēdz tīkla slēdzis; strāvas pievadvads ir jāpārbauda ar sprieguma testeri.* **Gaismeklis neieslēdzas** / apkārtējā vide vēl ir pārāk gaiša ➪ *jānogaida līdz ir sasniegts ieregulētais reakcijas slieksnis, vai arī jāieregulē jauns lielums* / bojāts gaismas avots ➪ *bojātais gaismas avots ir jānomaina.* **Gaismeklis neizslēdzas** / apkārtējā vide vēl nav pietiekami gaiša ➪ *jānogaida līdz ir sasniegts ieregulētais reakcijas slieksnis, vai arī jāieregulē jauns lielums.*

Atbilstības apliecinājums

Produkts atbilst Zemsprieguma direktīvas 2006/95/EG, EVM direktīvas 2004/108/EG, RoHS direktīvas 2002/95/EG un Papildierīču direktīvas 2000/55/EG prasībām.

Darbības garantijas

Šis STEINEL'a produkts ir izgatavots ar vislielāko rūpību. Viņa darbība un drošība ir pārbaudīta saskaņā ar spēkā esošajiem normatīviem un, nobeidzot, pakļauts izlases pārbaudei. STEINEL garantē ierices nevainojamas īpašības un darbību. Garantijas termiņš ir 36 mēneši (uz klātpielikto gaismas avotu tas neattiecas) kopš ierices pārdošanas brīža. Mēs novēršam it visas ar ierices izgatavošanai izmantotajiem materiāliem vai pašu izgatavošanu saistītās kļūmes. Garantijas nodrošinājums izpaužas bojāto detaļu remontā vai nomaiņā pēc mūsu pašu izvēles. Garantijas nodrošinājums neattiecas uz nodilstošo detaļu bojājumiem, kā arī uz kļūmēm vai bojājumiem, kas radušies nelietpratīgas rīcības vai apkopes dēļ. Garantija netiek atzīta arī attiecībā uz jebkādiem citu priekšmetu bojājumiem. Garantija tiek ievērota vienīgi tad, ja ierīci piegādā attiecīgajā servisa dienesta vietā neizjauktu, labi iesaiņotu kopā ar isu kļūmes aprakstu, pirkuma kases čeku vai rēķinu (ar saskatāmu pirkuma datumu un pārdevēja zīmogu.

Servisa dienests:

Kļūmes, kas radušās pēc garantijas laika notecēšanas, kā arī tās, uz kurām garantija neattiecas, tiek novērstas mūsu rūpnīcas servisa dienestos. Labojamo ierīci lūdzam nosūtīt tuvākajam servisa dienestam labi iesaiņotu.
11W gaismas avotu var nopirkt gan elektropreču un celtniecības preču veikalos, gan caur STEINEL.

STEINEL®
German Quality



i LN 1

↔	300 x 195 x 53 mm
	max. 11 W / 2G7
ϟ	230 - 240 V, 50 Hz
	20 - 200 Lux
	IP 54
	IK 07
	- 20°C / + 40°C

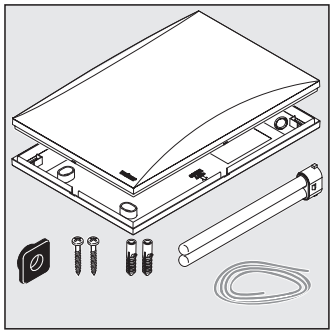

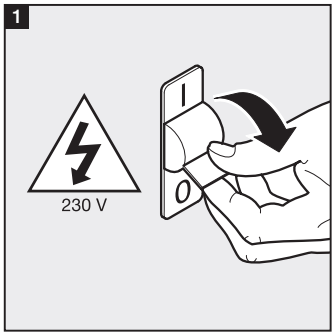

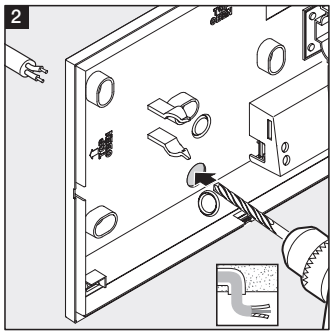

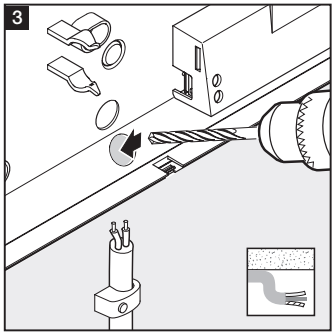

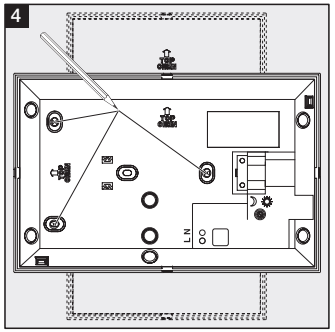

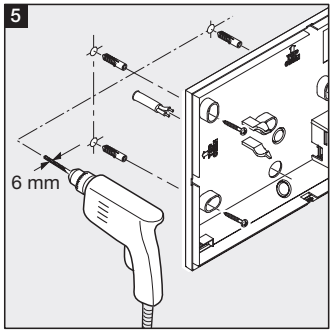

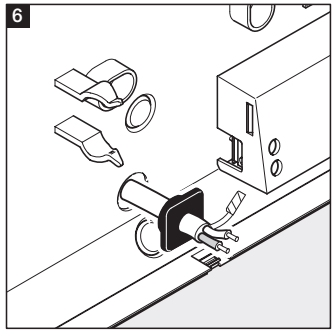

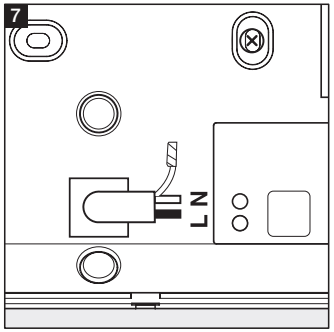

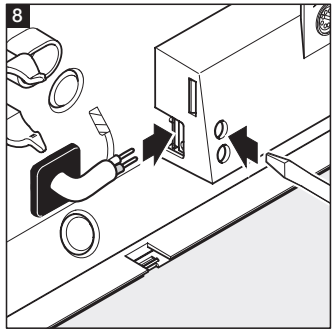

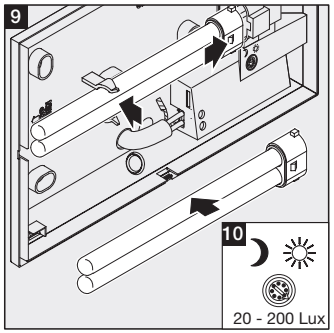

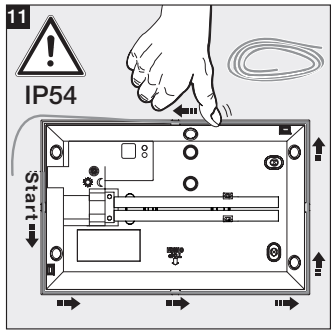

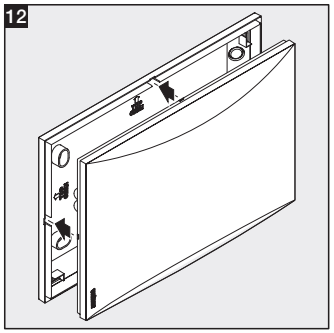



110014468 07/2010

Русский RUS

Принцип действия

Этот экономичный светильник с ночной автоматикой регистрирует интенсивность света окружения и автоматически включает свет при наступлении темноты, а на рассвете снова выключает. Неважно должен ли свет включаться перед дверью в дом, на террасе или под навесом для автомобиля, этот светильник везде быстро устанавливается и готов к работе. Светильник LN 1 оснащен светоотражателем, который предохраняет от выключения в момент искусственного освещения (например, фарами машин или фонариком). Задержка по времени составляет примерно 1 минуту.

Указания по технике безопасности

- При проведении монтажа подключаемый электропровод должен быть обесточен. Поэтому, в первую очередь, следует отключить подачу тока и проверить отсутствие напряжения с помощью индикатора напряжения.
- Монтажные работы по подключению прибора относятся к категории работ с сетевым напряжением. Поэтому их должны выполнять специалисты согласно инструкции по монтажу и при соблюдении условий подключения электрических изделий, действующих в стране. (D- VDE 0100, A-EVE-ENORM E8001-1, CH-SEV 1000)
- Использовать только оригинальные запасные части
- Не разбирать прибор самостоятельно. Ремонт можно выполнять только в специализированной мастерской.

Монтаж 1 – 12

Светильник монтируется снаружи. Светильник срабатывает только при дневном свете.
Светильники, смонтированные в очень темных местах, не выключаются.
L = токоведущий провод (чаще всего черный или коричневый)
N = нулевой провод (чаще всего синий))
PE = при необходимости провод заземления (зеленый/желтый)
Внимание: Если есть, изолировать провод заземления PE клейкой лентой.

Принцип работы 10

Установка сумеречного порога / порога срабатывания (заводская настройка: 200 лк):
Порог срабатывания сенсора может быть установлен плавно в диапазоне 20 – 200 лк.
Регулятор на правом упоре = режим сумеречного включения ок. 200 лк.
Регулятор на левом упоре = ночной режим ок. 20 лк.

Неполадки при эксплуатации (неполадка / причина ➪ *устранение*)

Нет напряжения / неисправен предохранитель, не включен ➪ *установить новый предохранитель, включить сетевой выключатель, проверить провод измерителем напряжения.* **Светильник не включается** / в окружении еще слишком светло ➪ *подождать достижения порога срабатывания или заново установить значение* / лампа накаливания неисправна ➪ *заменить лампу накаливания.* **Светильник не выключается** / в окружении еще не достаточно светло ➪ *подождать достижения порога срабатывания или заново установить значение.*

Сертификат соответствия

Изделие соответствует директивам 2006/95/EG (для низковольтных устройств), 2004/108/EG (электромагнитной совместимости), 2002/95/EG (применение материалов для производства электрических и электронных изделий, не содержащих вредных веществ) и 2000/55/EG (для предвключенных устройств).

Гарантийные обязательства

Данное изделие производства STEINEL было с особым вниманием изготовлено и испытано на работоспособность и безопасность эксплуатации соответственно действующим инструкциям, а потом подвергнуто выборочному контролю качества. Фирма STEINEL гарантирует высокое качество и надежную работу изделия. Гарантийный срок эксплуатации составляет 36 месяцев (не действует для прилагаемой лампы накаливания) со дня продажи изделия. Фирма обязуется устранить недостатки, которые возникли в результате недоброкачественности материала или вследствие дефектов конструкции. Дефекты устраняются путем ремонта изделия либо заменой неисправных деталей по усмотрению фирмы. Гарантийный срок эксплуатации не распространяется на повреждения, возникшие в результате износа деталей, и на повреждения и недостатки, возникшие в результате ненадлежащих эксплуатации и ухода. Фирма не несет ответственности за повреждения предметов третьих лиц, вызванных эксплуатацией изделия. Гарантия предоставляется только в том случае, если изделие в собранном и упакованном виде с кратким описанием неисправности было отправлено вместе с приложенным кассовым чеком или квитанцией (с датой продажи и печатью торгового предприятия), по адресу сервисной мастерской.

Сервисное обслуживание:

По истечении гарантийного срока или при наличии неполадок, исключающих гарантию, наше сервисное предприятие предлагает свои услуги. В таких случаях, просим отправлять изделие в упакованном виде в ближайшую сервисную мастерскую. Лампу накаливания 11 Вт Вы можете приобрести как запасную часть в магазине электротоваров, на строительном рынке или в фирме STEINEL.